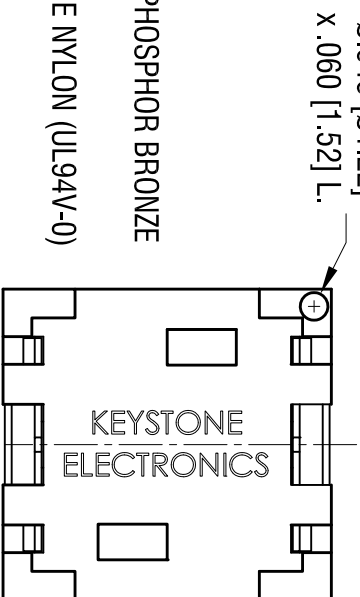
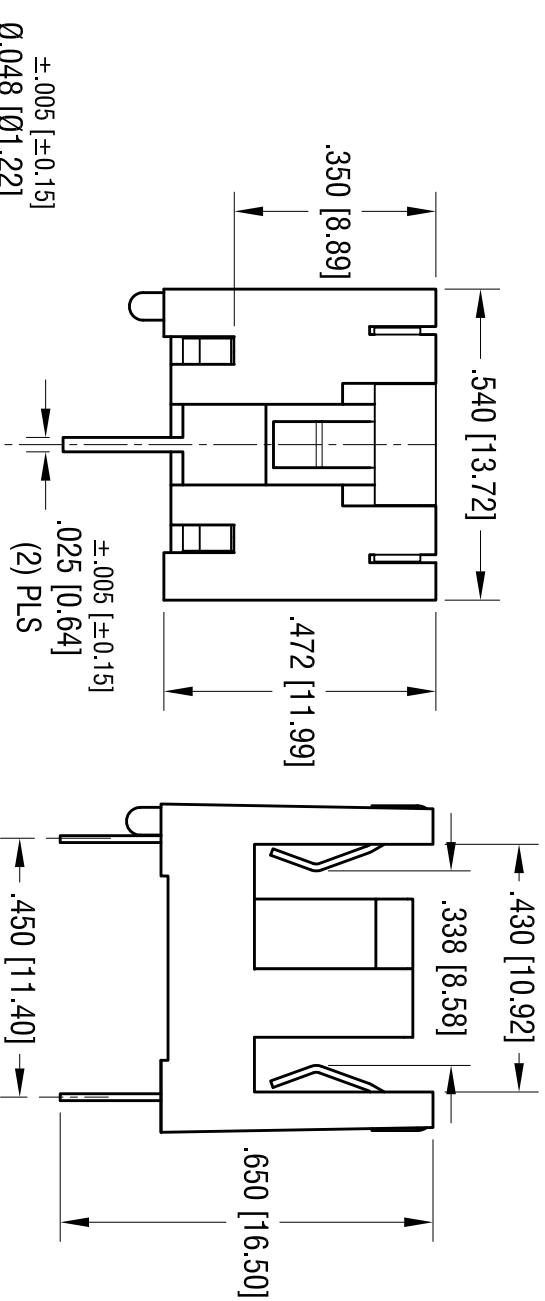
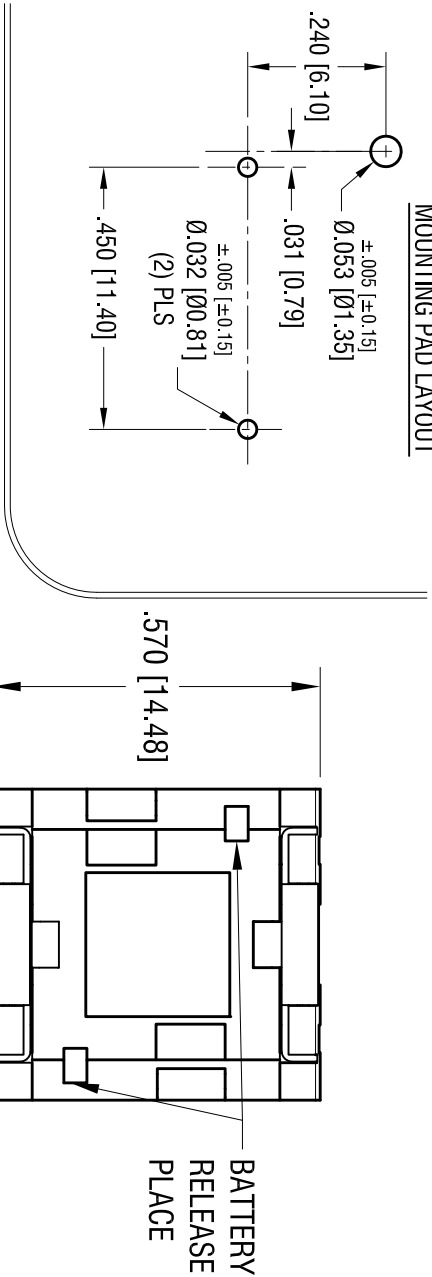
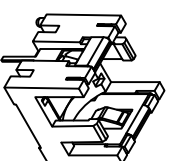


**MOUNTING PAD LAYOUT**



**NOTE:**

1. CONTACT: MAT'L- .012 [0.30]THK PHOSPHOR BRONZE  
FINISH- TIN PLATE
2. HOUSING: MAT'L- HEAT RESISTANCE NYLON (UL94V-0)



**ACTUAL SIZE**

THIS DOCUMENT IS THE PROPERTY OF KEYSTONE ELECTRONICS CORP. AND SHALL NOT BE REPRODUCED, DISTRIBUTED OR USED AS A BASIS FOR MANUFACTURE WITHOUT PRIOR WRITTEN PERMISSION FROM KEYSTONE ELECTRONICS CORP.

DATE	DESCRIPTION	REV.
4.26.10	CHANGE AS PER ECN 10-031	A

<b>KEYSTONE ELECTRONICS CORP.</b>			
www.keystec.com • NEW HYDE PARK, NY 11040 • Tel (516) 328-7500			
PART NAME			
1/3 N HORIZONTAL PC HOLDER			
MATERIAL			
AS NOTED			
FINISH			
AS NOTED			
TOLERANCES	INCH	[MM]	CODE
DECIMAL	± .010	[± 0.25]	C
ANGULAR	± 1°		
UNLESS OTHERWISE SPECIFIED			
DRN BY	NT	DATE	3.24.09
APP'D	LN	SCALE	3X
DWG NO.		497	