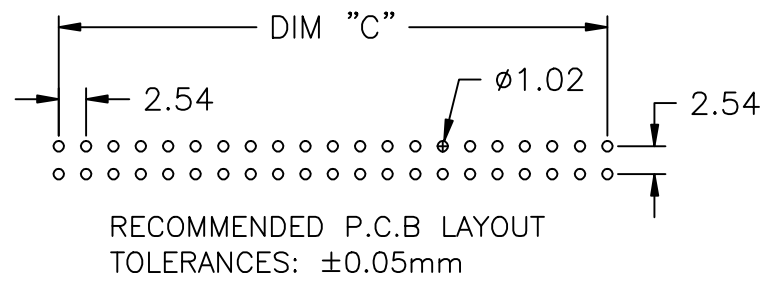
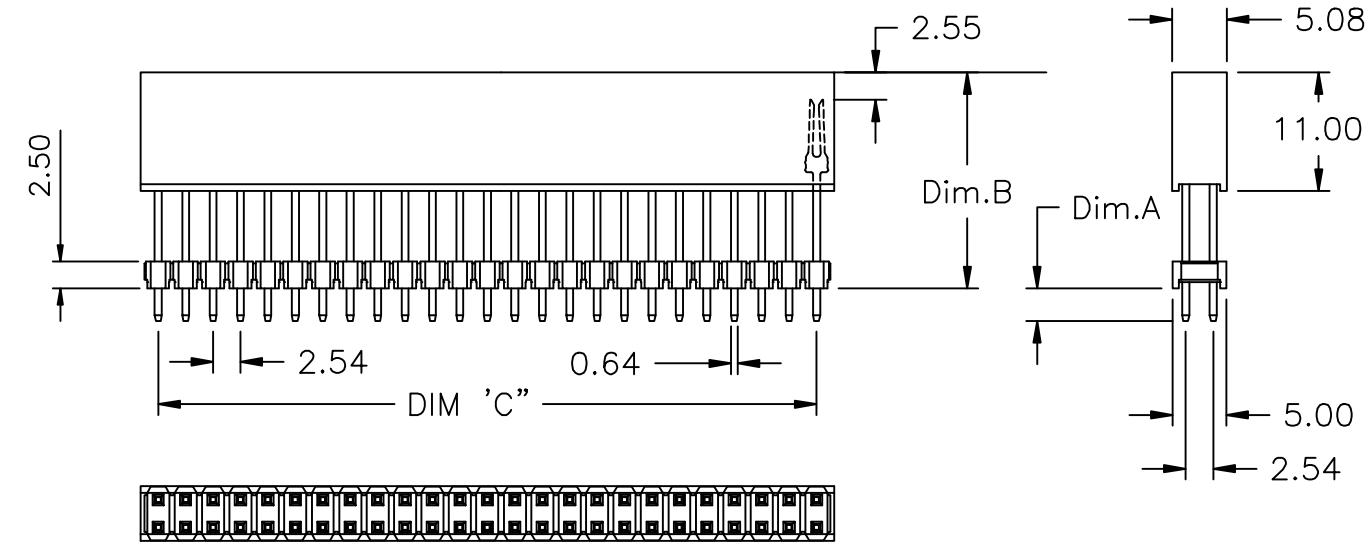
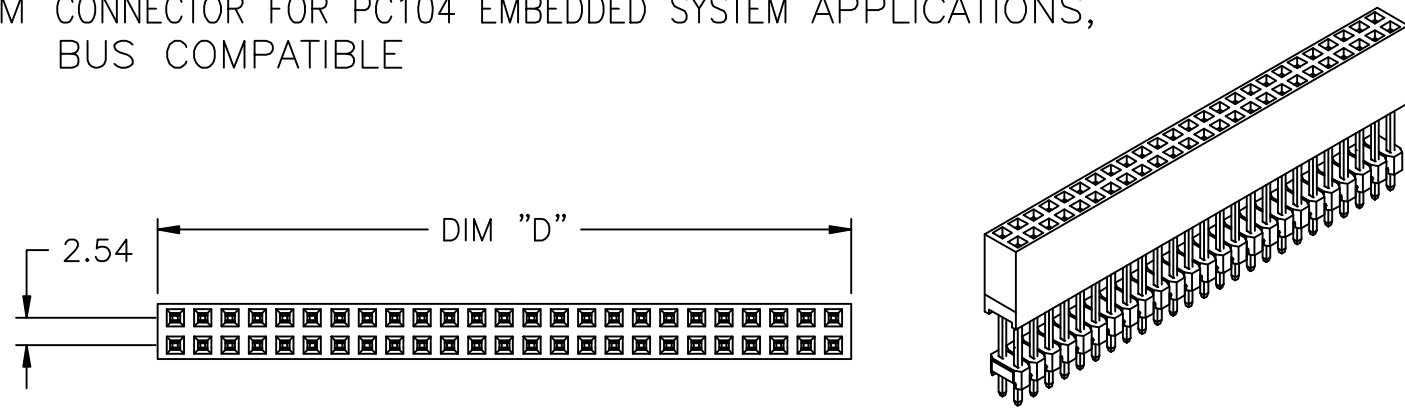


3M™ CONNECTOR FOR PC104 EMBEDDED SYSTEM APPLICATIONS,
BUS COMPATIBLE



- NOTES:
- MATERIAL:
CONTACT MATERIAL: PHOSPHOR BRONZE
INSULATOR MATERIAL: POLYESTER NYLON-6T UL 94V-0
 - PLATING: $\mu\text{M}[\mu\text{m}]$
-DA
0.08[3] MIN Au FEMALE CONTACTS
0.08[3] MIN Au MALE CONTACTS
1.27[50] MIN Ni UNDERCOAT
-MG
0.38[15] MIN Au FEMALE CONTACTS
0.08[3] MIN Au MALE CONTACTS
1.27[50] MIN Ni UNDERCOAT
-SL
0.38[15] MIN Au FEMALE CONTACTS
2.54[100] MIN Sn NON-STACK-THRU TAILS
1.27[50] MIN Ni UNDERCOAT
 - CURRENT RATING: 3 AMPS
INSULATOR RESISTANCE: 5000 MEGA OHMS MIN
CONTACT RESISTANCE: 20 MILLIOHMS MAX
DIELECTRIC WITHSTAND: 1000 VAC
OPERATING TEMPERATURE: -40°C TO +105°C
MAX PROCESSING TEMPERATURE; 230°C FOR 60 SECONDS
260°C FOR 10 SECONDS
 - SEE THE REGULATORY INFORMATION APPENDIX (RIA) IN THE "ROHS COMPLIANCE" SECTION OF: WWW.3MCONNECTOR.COM FOR COMPLIANCE INFORMATION (RIA E1 & C1 APPLY).
 - IN THE EVENT OF CONFLICT BETWEEN THIS DATA AND THAT CONTAINED IN THE PRODUCT SPEC., THE PRODUCT SPEC. TAKES PRECEDENT.
 - REFERENCE DOCUMENT 78-9101-3959-7
 - PART NO: SEE TABLE

TYPE	PART NO.	DIM "A"	DIM "B"	DIM "C"	DIM "D"	MIN STANDOFF	MAX STANDOFF
40-PIN NON-STACK-THRU SOLDER	4P01-2E02-XX	3.00	20.00	48.26	51.50	24.0	
40-PIN NON-STACK-THRU SOLDER	4P01-2F02-XX	3.10	17.40	48.26	51.50	21.4	
40-PIN NON-STACK-THRU SOLDER	4P01-2G02-XX	3.85	17.40	48.26	51.50	21.4	
40-PIN STACK-THRU SOLDER	4P01-2H02-XX	6.85	19.07	48.26	51.50	19.3	21.9
64-PIN NON-STACK-THRU SOLDER	4P02-2E02-XX	3.00	20.00	78.74	81.98	24.0	
64-PIN NON-STACK-THRU SOLDER	4P02-2F02-XX	3.10	17.40	78.74	81.98	21.4	
64-PIN NON-STACK-THRU SOLDER	4P02-2G02-XX	3.85	17.40	78.74	81.98	21.4	
64-PIN STACK-THRU SOLDER	4P02-2H02-XX	6.85	19.07	78.74	81.98	19.3	21.9

-XX IS PLATING TYPE

DESIGN REFERENCE	NEXT ASSEMBLY	REV	ECO	ISSUE DATE AND DESCRIPTION	DRFT	CHKD
DISTRIBUTION CODES				DATE 02/02/11 MFG	DATE	
	ECO			DATE 02/02/11 APPR		
DIVISION	DIVISION CODE			© 3M COPYRIGHT This document is the copyrighted property of the 3M Company and may not be reproduced without 3M written permission or used for other than 3M authorized purposes.		
DO NOT SCALE DRAWING	SCALE	TOLERANCES EXCEPT AS NOTED		TITLE		
		INCHES .0 ± .00 .00 ± .000 .000 ± .0000		4P0X-2X02-XX, PC104, BUS COMPATIBLE, CONNECTORS		
THIRD ANGLE PROJECTION		MILLIMETERS		CAGE NUMBER		
		0 ± .0 .0 ± .3 .00 ± .20 .000 ± .000		DRAWING NO. 78-5100-2394-4		
INTERPRET PER ASME Y14.5 - 1994		MAX SURFACE ROUGHNESS		REV. A		
		<input type="checkbox"/> ALL SURFACES <input checked="" type="checkbox"/> MARKED ONLY		MODEL		
		ANGLES ±		DET. LISTS YES NO SHT 1 OF 2		

3M™ CONNECTOR FOR PC104 EMBEDDED SYSTEM APPLICATIONS,
BUS COMPATIBLE

PC104 CONNECTOR ORDERING GUIDE

4P 0 X - 2 X 0 2 - XX

PRODUCT FAMILY:
PC104

No. CONTACTS:
1=40
2=64

PLATING OPTIONS: $\mu\text{M}[\mu\text{"}]$

DA = 0.08[3] MIN Au ALL OVER
1.27[50] MIN Ni ALL OVER


MG = 0.38[15] MIN Au FEMALE CONTACTS
0.08[3] MIN Au TAIL AREA
1.27[50] MIN Ni ALL UNDER

SL = 0.38[15] MIN Au FEMALE CONTACTS
2.54[100] MIN MATTE Sn TAILS
1.27[50] MIN Ni ALL UNDER
(NON-STACK-THRU ONLY)

BODY HEIGHT:	TAIL LENGTH:	STANDOFF HEIGHT:
E=20.0	3.0	[MIN-MAX]mm
F=17.4	3.1	[24.0-]
G=17.4	3.9	[21.4-]
H=19.1	6.9	[21.4-]
		[19.3-21.9]

TAIL TYPE:
2=SOLDER

NOTE: STANDOFF HEIGHT, 15mm = COMPLIANT,
OTHERS = BUS COMPATIBLE
TAIL LENGTH, > 4.3mm = STACK-THRU
< 4.2mm = NON-STACK-THRU

DESIGN REFERENCE	NEXT ASSEMBLY	REV	ECO	ISSUE DATE AND DESCRIPTION	DRFT	CHKD
DISTRIBUTION CODES		DRFT	MWL	DATE 02/02/11	MFG	DATE
	ECO	CHKD	TS	DATE 02/02/11	APPL	DATE
DIVISION	DIVISION CODE	 © 3M COPYRIGHT This document is the copyrighted property of the 3M Company and may not be reproduced without 3M written permission or used for other than 3M authorized purposes.				
DO NOT SCALE DRAWING	SCALE	TOLERANCES EXCEPT AS NOTED INCHES .0 ± .00 ± .000 ± .0000 ± MILLIMETERS 0 ± .0 ±.3 .00 ±.20 .000 ± ANGLES ±				
THIRD ANGLE PROJECTION	INTERPRET PER ASME Y14.5 - 1994	TITLE 4P0X-2X02-XX, PC104, BUS COMPATIBLE, CONNECTORS				
MAX SURFACE ROUGHNESS <input type="checkbox"/> ALL SURFACES <input checked="" type="checkbox"/> MARKED ONLY		CAGE NUMBER	SIZE	DRAWING NO.	REV.	
			C	78-5100-2394-4	A	
		MODEL	DET. LISTS	YES	NO	SHT 2 OF 2