

**SINGLE-PHASE GLASS PASSIVATED
SILICON BRIDGE RECTIFIER**
VOLTAGE RANGE 50 to 1000 Volts CURRENT 4.0 Amperes

FEATURES

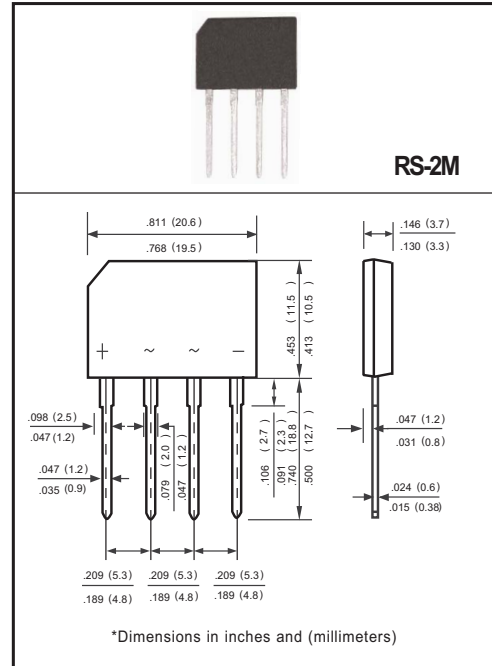
- * Low leakage
- * Low forward voltage
- * Low cost
- * Mounting position: Any

MECHANICAL DATA

- * Epoxy: Device has UL flammability classification 94V-O

MAXIMUM RATINGS AND ELECTRICAL CHARACTERISTICS

Ratings at 25 °C ambient temperature unless otherwise specified.
resistive or inductive load.



MAXIMUM RATINGS (@T_A=25 °C unless otherwise noted)

RATINGS	SYMBOL	4RS201M	4RS202M	4RS203M	4RS204M	4RS205M	4RS206M	4RS207M	UNITS
Maximum Recurrent Peak Reverse Voltage	V _{RRM}	50	100	200	400	600	800	1000	Volts
Maximum RMS Voltage	V _{RMS}	35	70	140	280	420	560	700	Volts
Maximum DC Blocking Voltage	V _{DC}	50	100	200	400	600	800	1000	Volts
Maximum Average Forward Rectified Current at T _A = 50 °C	I _O	4.0							Amps
Peak Forward Surge Current 8.3 ms single half sine-wave superimposed on rated load (JEDEC method)	I _{FSM}	120							Amps
Typical Current Squared Time	I ² t	60							A ² /Sec
Typical Thermal Resistance (Note 1)	R _{θJC}	6.0							°C/W
	R _{θJA}	26							
Operating and Storage Temperature Range	T _J , T _{STG}	-55 to + 150							°C

ELECTRICAL CHARACTERISTICS (@T_A=25 °C unless otherwise noted)

CHARACTERISTICS	SYMBOL	4RS201M	4RS202M	4RS203M	4RS204M	4RS205M	4RS206M	4RS207M	UNITS
Maximum Instantaneous Forward Voltage at 4.0A DC	V _F	1.1							Volts
Maximum DC Reverse Current at Rated DC Blocking Voltage	I _R	@T _A = 25 °C							μAmps
		@T _A = 150 °C							mAmps

NOTES : 1. Thermal Resistance : Heat-sink case mounted or if PCB mounted.
2. "ROHS compliant".
3. Available in Halogen-free epoxy by adding suffix -HF after the part nbr.

2023-10/111
REV:D

RATING AND CHARACTERISTICS CURVES (4RS201M THRU 4RS207M)

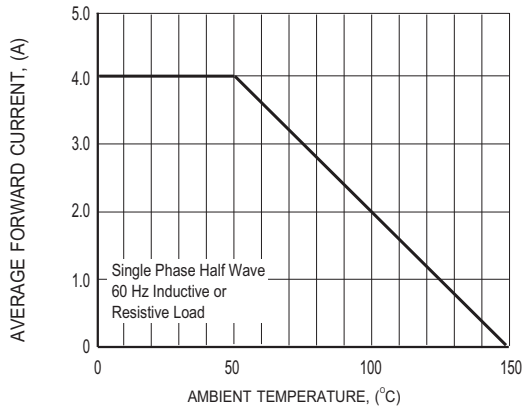


FIG.1 TYPICAL FORWARD CURRENT DERATING CURVE

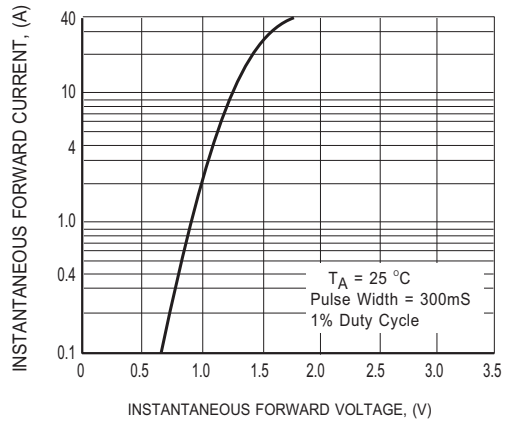


FIG.2 MAXIMUM INSTANTANEOUS FORWARD CHARACTERISTICS

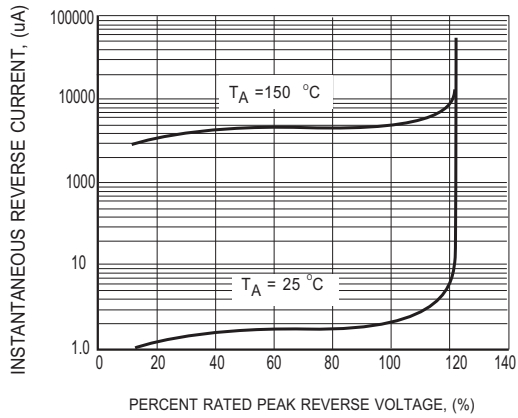


FIG.3 MAXIMUM REVERSE CHARACTERISTICS

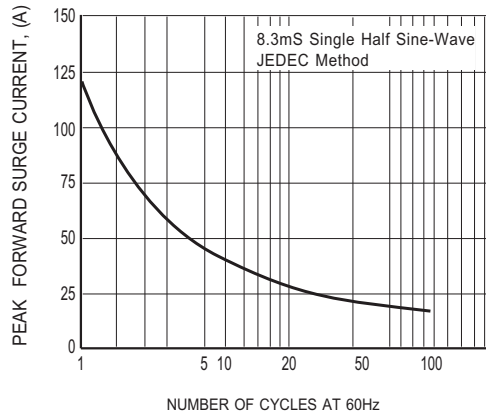
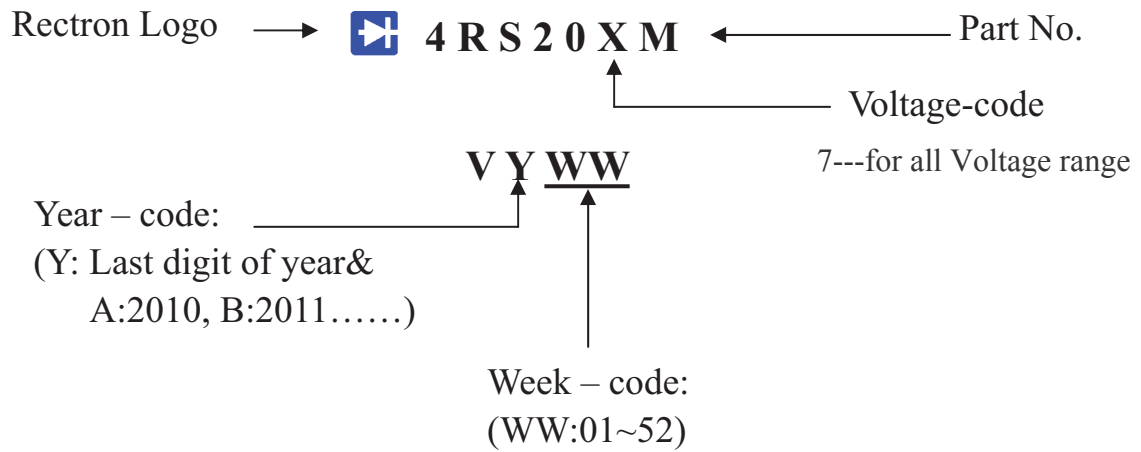


FIG.4 MAXIMUM NON-REPETITIVE FORWARD SURGE CURRENT

Marking Description



PACKAGING OF DIODE AND BRIDGE RECTIFIERS

TUBE PACK

PACKAGE	PACKING CODE	EA PER BOX	INNER BOX SIZE (mm)	CARTON SIZE (mm)	EA PER CARTON	WEIGHT(Kg)
RS-2M	-C	1,000	448*158*65	465*335*155	4,000	15.00