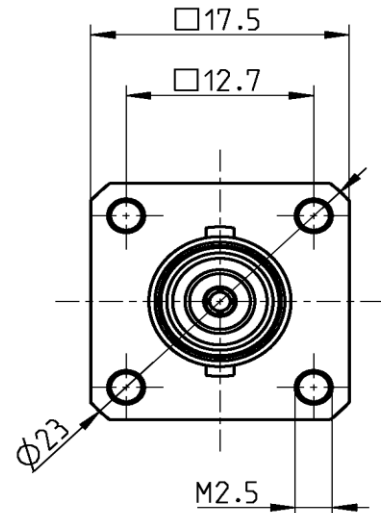
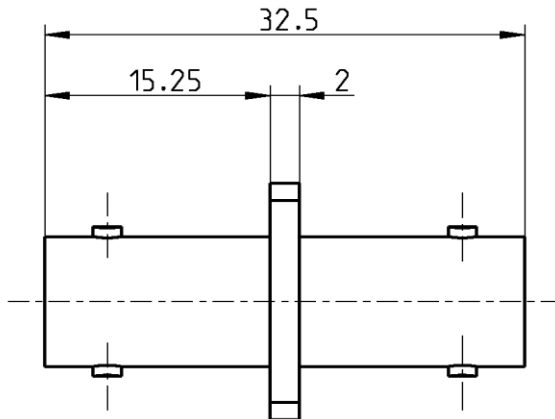
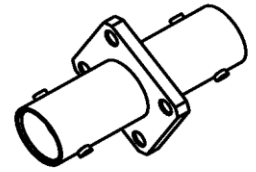


BNC 50 Ω Adaptor
Jack – Jack

51K401-K00N5



All dimensions are in mm; tolerances according to ISO 2768 m-H

Interface

According to DIN EN 61169-8

Documents

Panel piercing B 6

Material and plating

Connector parts

Center contact	Spring bronze
Outer contact	Brass
Body	Brass
Dielectric	PTFE

Plating

AuroDur®, gold plated
Flash white bronze over silver(e.g. Optargen®)
Flash white bronze over silver(e.g. Optargen®)

Dieses Dokument ist urheberrechtlich geschützt • This document is protected by copyright • Rosenberger Hochfrequenztechnik GmbH & Co. KG

RFB00035/12.20/6.4

BNC 50 Ω Adaptor
Jack – Jack

51K401-K00N5

Electrical data

Impedance 50 Ω
 Frequency DC to 10 GHz
 Return loss ≥ 30 dB, DC to 2.5 GHz
 ≥ 20 dB, 2.5 to 6 GHz
 Insertion loss ≤ 0.05 x √f [GHz] dB, DC to 6 GHz
 Insulation resistance ≥ 5 x 10³ MΩ
 Center contact resistance ≤ 1.5 mΩ
 Outer contact resistance ≤ 1 mΩ
 Test voltage 1500 V rms
 Working voltage 400 V rms
 Power handling (at 20 °C, sea level, VSWR 1.0) ≤ 80 W @ 2 GHz

Mechanical data

Mating cycles min. 500
 Center contact captivation: axial ≥ 15 N

Environmental data

Temperature range -45°C to +85°C
 Thermal shock MIL-STD-202, Meth. 107, Cond. B
 Corrosion MIL-STD-202, Meth. 101, Cond. B
 Vibration MIL-STD-202, Meth. 204, Cond. B
 Shock MIL-STD-202, Meth. 213, Cond. G
 Moisture resistance MIL-STD-202, Meth. 106
 RoHS compliant

Tooling

N/A

Suitable cables

N/A

Weight

Weight 14 g/pce

While the information has been carefully compiled to the best of our knowledge, nothing is intended as representation or warranty on our part and no statement herein shall be construed as recommendation to infringe existing patents. In the effort to improve our products, we reserve the right to make changes judged to be necessary.

For the installation of the electrotechnical equipment, particular electrotechnical expertise is required.



Draft	Date	Approved	Date	Rev.	Engineering change number	Name	Date
Chr. Entsfellner	03/12/20	Chr. Janßen	03.12.20	f00	20-1927	S. Huber-Siegl	03.12.20

Rosenberger Hochfrequenztechnik GmbH & Co. KG
 P.O.Box 1260 D-84526 Tittmoning Germany
<http://www.rosenberger.com/>

Tel. : +49 8684 18-0
 Email : info@rosenberger.com

Page
 2 / 2