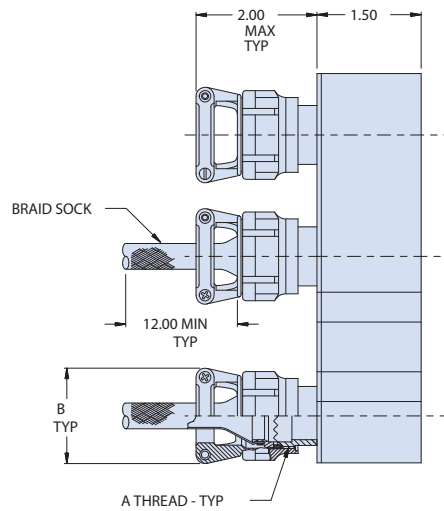
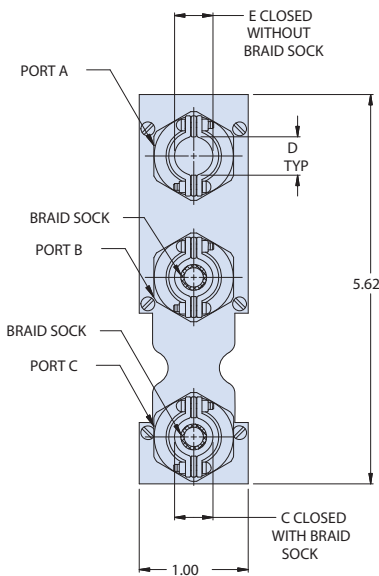
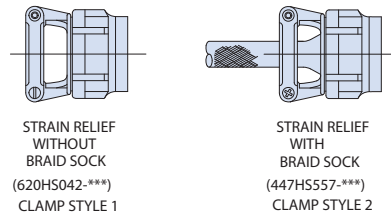
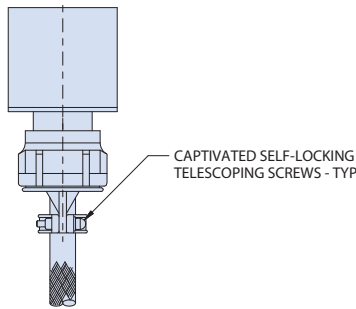
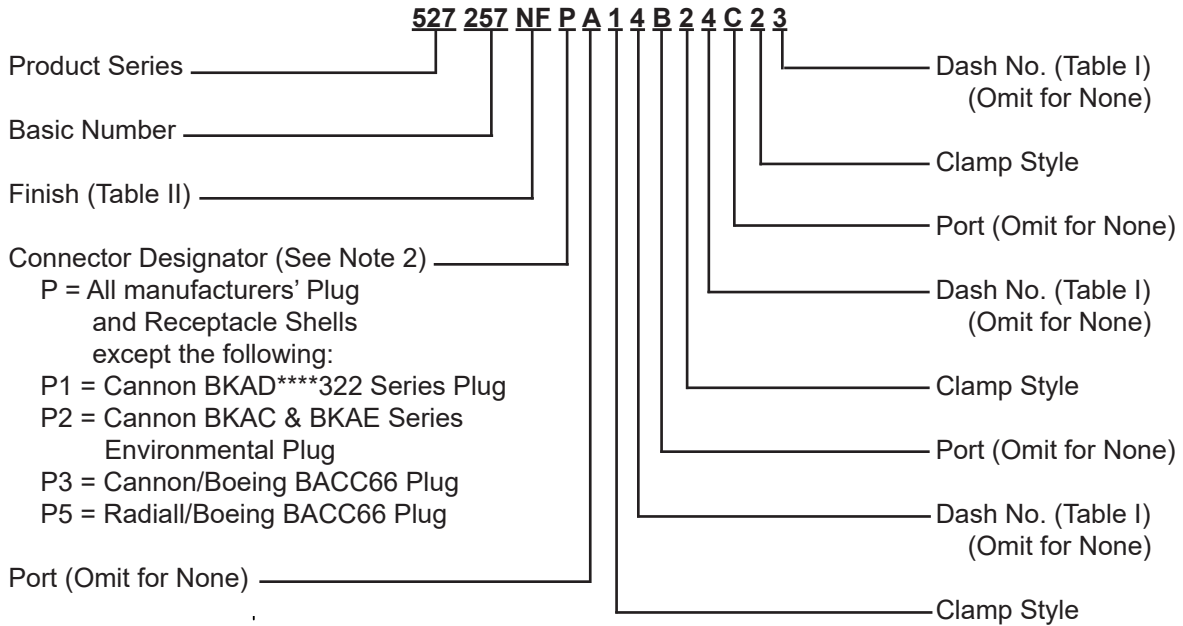




527-257 EMI/RFI Shield Sock Strain-Relief Backshell for Size 1 ARINC 600 Series Connectors



Metric dimensions (mm) are indicated in parentheses.

527-257
EMI/RFI Shield Sock Strain-Relief Backshell
for Size 1 ARINC 600 Series Connectors



TABLE I: CABLE ENTRY

Shell Size	A Thread ISO Metric	B Max	C +.031 (0.8)	D Min	E +.031 (0.8)
1	M12 x 1.0 - 6H	.980 (24.9)	.265 (6.7)	.220 (5.6)	.220 (5.6)
2	M15 x 1.0 - 6H	1.050 (26.7)	.310 (7.9)	.270 (6.9)	.264 (6.7)
3	M18 x 1.0 - 6H	1.200 (30.5)	.390 (9.9)	.350 (8.9)	.344 (8.7)
4	M22 x 1.0 - 6H	1.030 (26.2)	.506 (12.9)	.470 (11.9)	.460 (11.7)
5	M25 x 1.0 - 6H	1.440 (36.6)	.591 (15.0)	.550 (14.0)	.545 (13.8)
6	M28 x 1.0 - 6H	1.560 (39.6)	.661 (16.8)	.620 (15.7)	.615 (15.6)
7*	M31 x 1.0 - 6H	1.690 (42.9)	.744 (18.9)	.700 (17.8)	.698 (17.7)

*Dash No. 7 can only be used on Ports "A" and "B".

TABLE IV: CONNECTOR DESIGNATOR

ARINC 600 series connector backshells are designed to replace the insert retainer plates. Due to non-standard modifications by the connector manufacturer, the backshell may require special design alterations to mate properly. The following should be used to determine if a backshell modification is required. Prior to ordering, consult factory with connector part numbers not shown to ensure a proper fit.

Connector Designator	Connector Description
P	All Manufacturer's Plug and Receptacle Shells, Except for Those Listed Below (Prior to ordering, consult factory with connector part numbers not listed below to ensure a proper fit.)
P1	Cannon BKAD****322 Series Plug
P2	Cannon/Radiall Environmental Plug
P3	Cannon/Boeing BACC 66 Plug
P5	Radial/Boeing BACC66 Plug
P6	Cannon BKAC & BKAE XXX322 Series Environmental Plug

**TABLE III:
FINISH OPTIONS**

Symbol	Finish
B	Cadmium Plate/Olive Drab
C*	Black Anodize
G*	Anodic Hard Coat
J	Gold Iridite over Cadmium Plate over Electroless Nickel
LF	Cadmium Plate/Bright over Electroless Nickel
M	Electroless Nickel
MT	Nickel-PTFE
N	Cadmium Plate/Olive Drab over Electroless Nickel
NC	Zinc Cobalt/Dark Olive Drab
NF	Cadmium Plate/Olive Drab over Electroless Nickel
T	Cadmium Plate/Bright over Electroless Nickel
U**	Cadmium Plate/Black
ZN	Zinc-Nickel Alloy/Olive Drab

*Anodize finish is not suitable for EMI shielding or grounding applications.

**Applicable to corrosion resisting steel backshells and accessories. Consult factory for other available finishes. See Sheet 2 of STD-001 (Common Accessory Interface Data) for additional plating symbol

NOTES:

1. Metric dimensions (mm) are indicated in parentheses.
2. ARINC 600 Series Connector Backshells are designed to replace the insert retainer plates. Due to non-standard modifications by the connector manufacturer, the backshell may require special design alterations to mate properly. Prior to ordering, consult factory with connector partnumbers not shown in the Part Number Development to ensure a proper fit.