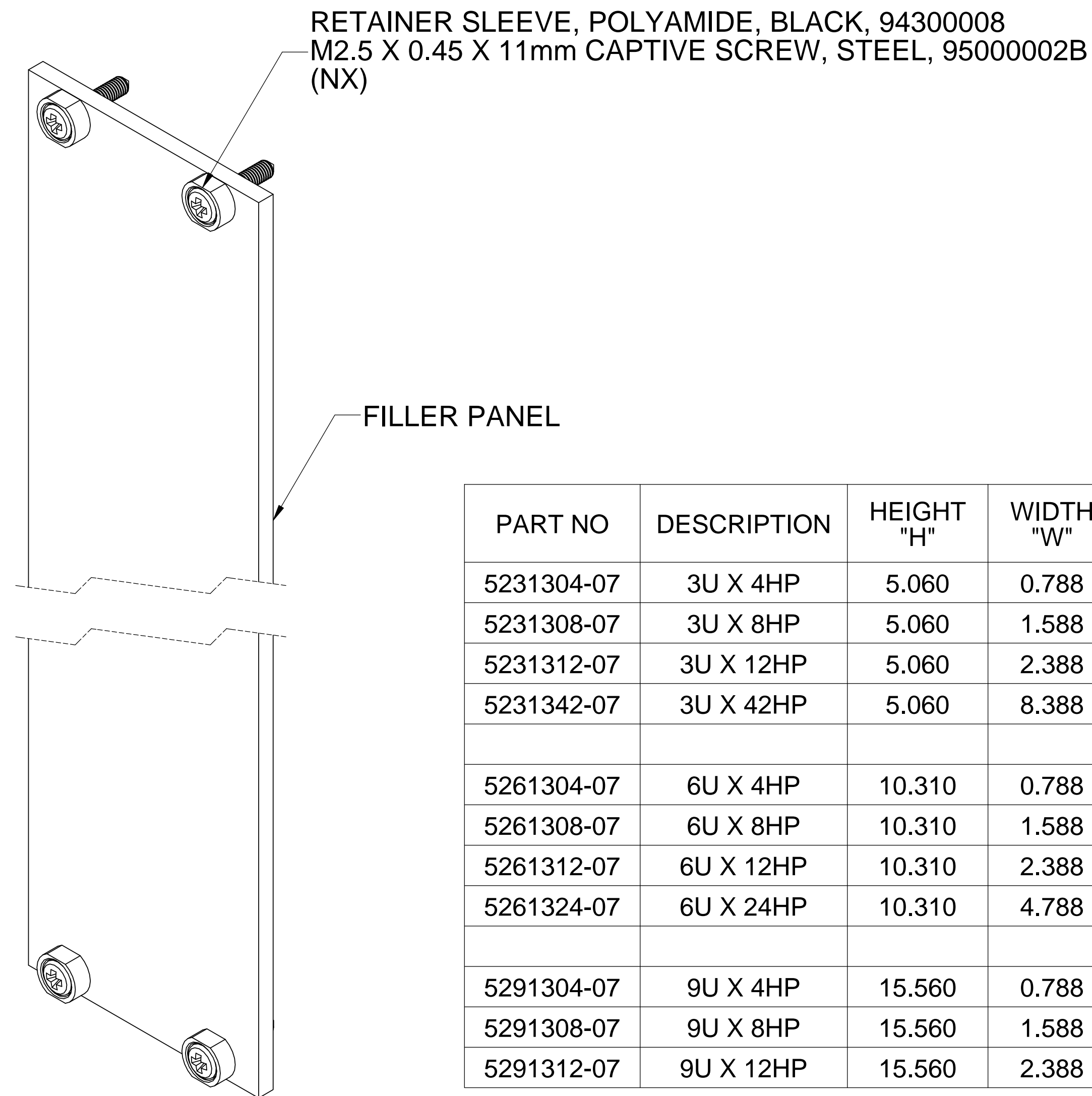
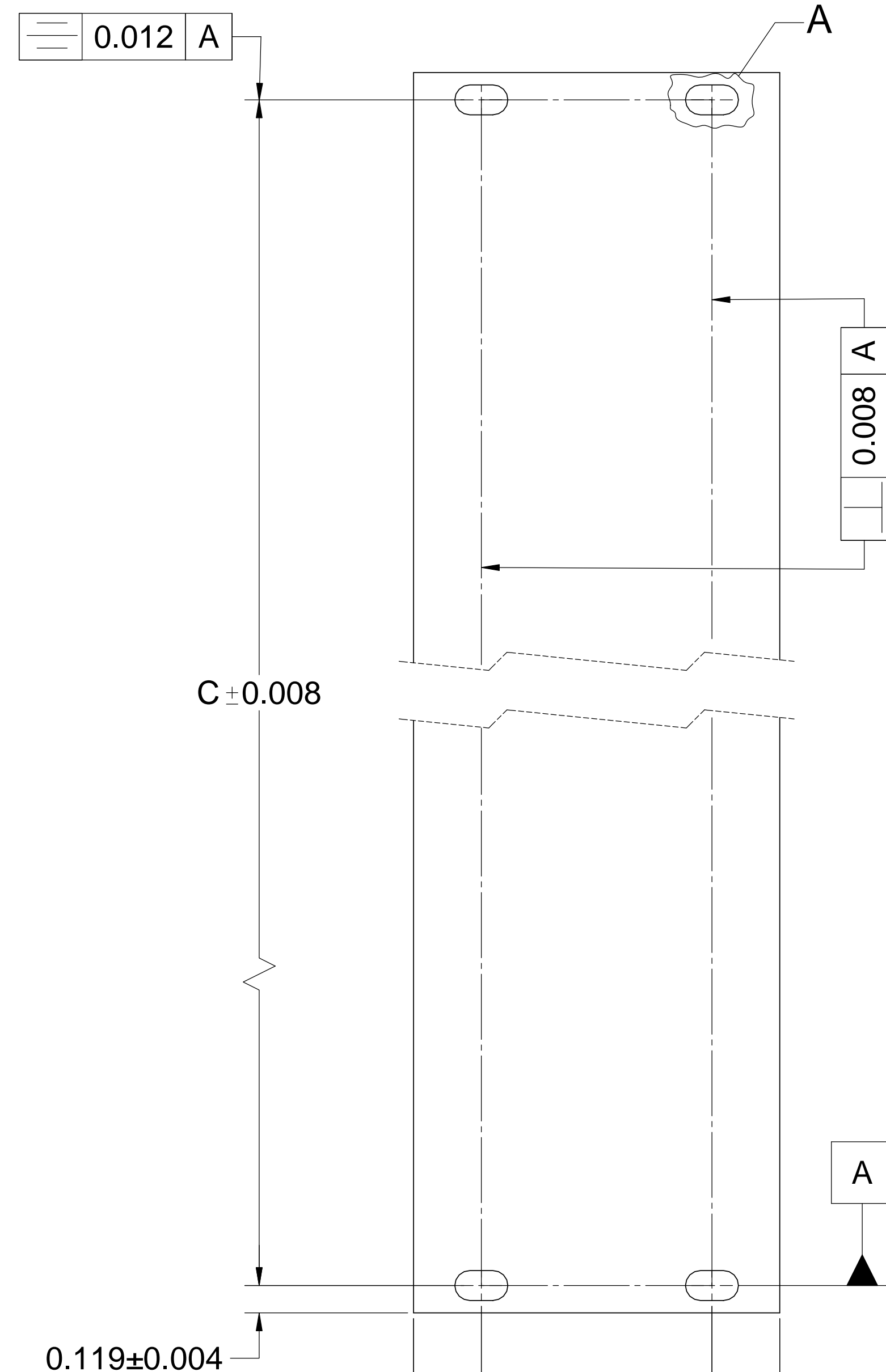
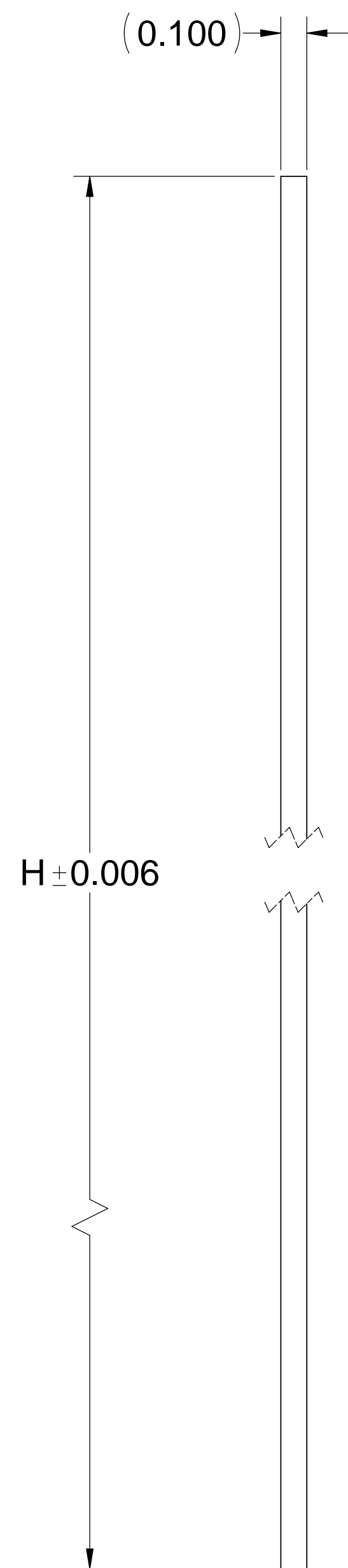
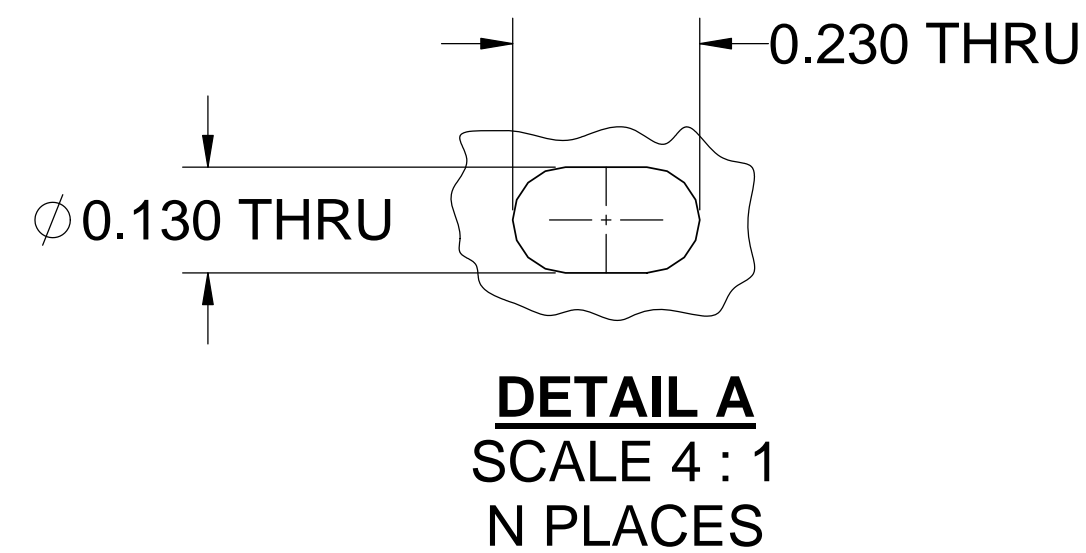
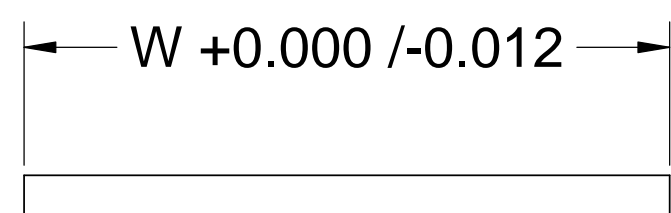
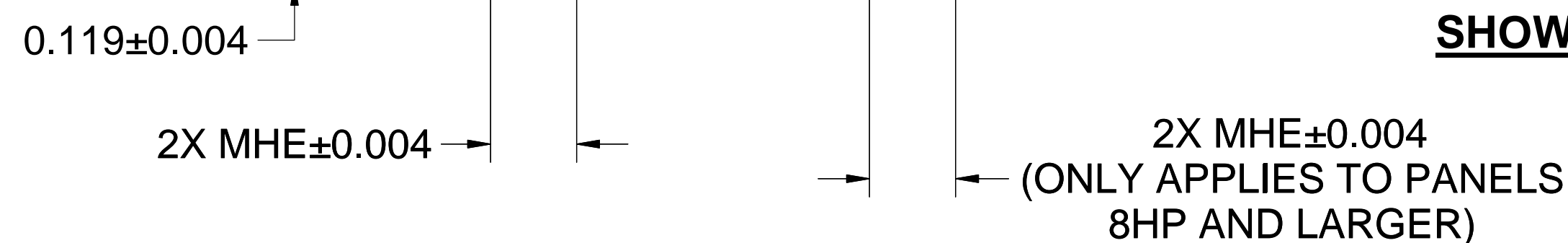


PROPRIETARY AND CONFIDENTIAL  
 THE INFORMATION CONTAINED IN THIS DRAWING IS THE SOLE PROPERTY OF VECTOR  
 ELECTRONICS & TECH., INC. ANY REPRODUCTION IN PART OR AS A WHOLE WITHOUT  
 THE WRITTEN PERMISSION OF VECTOR ELECTRONICS & TECH., INC. IS PROHIBITED.

REVISIONS				
ZONE	REV	DESCRIPTION	DATE	APPROVED
ALL	A	REDRAWN	05/04/12	



PART NO	DESCRIPTION	HEIGHT "H"	WIDTH "W"	CENTER "C"	MOUNTING HOLE "MHE"	PLACES "N"
5231304-07	3U X 4HP	5.060	0.788	4.823	0.294	2
5231308-07	3U X 8HP	5.060	1.588	4.823	0.294	4
5231312-07	3U X 12HP	5.060	2.388	4.823	0.294	4
5231342-07	3U X 42HP	5.060	8.388	4.823	0.294	4
5261304-07	6U X 4HP	10.310	0.788	10.073	0.294	2
5261308-07	6U X 8HP	10.310	1.588	10.073	0.294	4
5261312-07	6U X 12HP	10.310	2.388	10.073	0.294	4
5261324-07	6U X 24HP	10.310	4.788	10.073	0.294	4
5291304-07	9U X 4HP	15.560	0.788	15.323	0.294	2
5291308-07	9U X 8HP	15.560	1.588	15.323	0.294	4
5291312-07	9U X 12HP	15.560	2.388	15.323	0.294	4



**FILLER PANEL DETAIL**

**SHOWN FILLER PANEL ASSEMBLY**

- 4. FINISH: CLEAR CHEM FILM, IAW MIL-C-5541, CLASS 3
- 3. LIGHT GRAIN FRONT & BACK SURFACE IN DIRECTION SHOWN USING 180 GRIT
- 2. MATERIAL: ALUMINUM ALLOY 6061-T6, 0.100 THICK  
MAKE FROM P/N # 0030-55-48B
- 1. REMOVE ALL BURRS, SHARP EDGES & SURFACE SCRATCHES

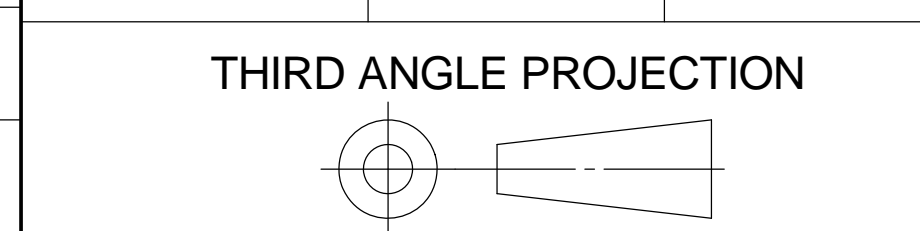
NOTES : UNLESS OTHERWISE SPECIFIED

UNLESS OTHERWISE SPECIFIED DIMENSIONS ARE IN INCHES TOLERANCES:	
DEC .X	±.1
DEC .XX	±.03
DEC .XXX	±.010
FRACTIONS	±.050
ANGLES	±1°
MATERIAL	2
FINISH	4

APPROVALS	NAME	DATE
DRAWN	TRUSHAR	05/04/12
CHECKED		
ENGINEER		
QA		

**VECTOR** 11115 VANOWEN ST., NORTH HOLLYWOOD, CA 91605  
 ELECTRONICS & TECHNOLOGY, INC. www.vectorselect.com

**3U, 6U, 9U NON EMC FILLER PANEL**



SIZE	DWG. NO.	REV
D	52RU304-HP	A
SCALE: 2:1	CAGE CODE: 82893	SHEET 1 OF 1

