

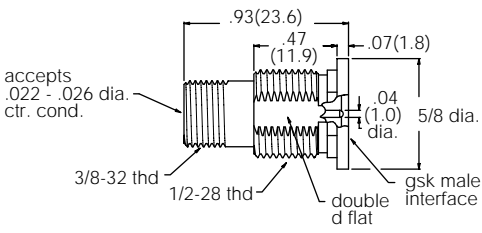
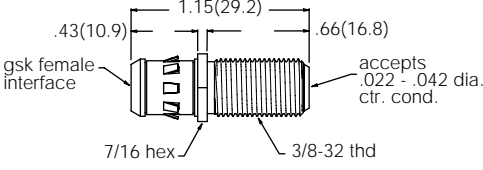


Type G Between Series Adapters

<p>Fig. 1</p> 	<p>Fig. 2</p> 
 <p>accepts .022 - .026 dia. ctr. cond.</p> <p>3/8-32 thd</p> <p>1/2-28 thd</p> <p>double d flat</p> <p>gsk male interface</p> <p>Type F (Jack) to Type G (Plug) Adapter 531-40010</p>	 <p>.43 (10.9)</p> <p>1.15 (29.2)</p> <p>.66 (16.8)</p> <p>gsk female interface</p> <p>7/16 hex</p> <p>3/8-32 thd</p> <p>accepts .022 - .042 dia. ctr. cond.</p> <p>Type G (Jack) to Type F (Jack) Adapter 531-40009</p>

Amphenol Number	Materials			Terminal Type	Fig.
	Body (plating)	Contact (plating)	Insulator		
531-40010	brass (tin lead)	phosphor bronze (tin lead)	PTFE	Round	1
531-40009	brass (tin plate)	phosphor bronze (nickel)	PTFE	N/A	2