FORD ASSEMBLY LEAD NO.	FCI ASSEMBLY LEAD NO.	MAX TEMP
1W7T-14A464-LA	54393312	-40°C TO +130°C
1W7T-14A464-MA	54393310	-40°C TO +130°C
N/A	N/A	
9U5T-14A464-TAA	FA02400	-40°C TO +130°C

ITEM	DESCRIPTION	COLOR	FCI COMP. PART NO.	MATERIAL SPECIFICATION REFERENCE	RECYCLING CODE	REF. WEIGHT	NO. OF ITEMS REQUIRED		
1	HOUSING, CONNECTOR "A"	BLACK	54393313	ASTM D4984PA9/20/35 - 15GF, PAGE GF351	PA66 GF35	4.84g	1		
2	HOUSING, CONNECTOR "B"	DARK GREY	54393311				1		
3	HOUSING, CONNECTOR "C"	NATURAL						1	
4	HOUSING, CONNECTOR "D"	DARK BLUE	5720400			4.84g			1
5	SPACER	ROYAL BLUE	54393314		N/A	0.48g	1	1	1
6	SPACER	BLACK	54393317			0.36g	1	1	1
7	HOUSING SEAL	BURNT ORANGE	54393302	MSB-M2D2001-A5	N/A		1	1	1

APPL CABLE COMPONENTS						APPLICABLE WIRE TYPE AND SIZE		
DESCRIPTION	COLOR	FORD COMP.PART NO. REFERENCE	FAZAK1 COMP.PART NO. REFERENCE	MATERIAL SPECIFICATION REFERENCE		150 MILLISEC	WSS-M11L20-A	WSS-M11L20-B
TERMINAL (5x)	N/A	9T5G-14A474-ADA	71/6-4122-02	COPPER ALLOY(MS-W5HP2)		22.20 AWG	22.20 AWG	0.35-0.5GMM²
TERMINAL (5x)	N/A	9T5G-14A474-ACA	71/6-4125-02	COPPER ALLOY(MS-W5HP2)		18 AWG	18 AWG	0.75GMM²
TERMINAL (5x)	N/A	9R5G-14A474-AKA	71/6-4135-02	COPPER ALLOY(MS-W5HP2)		14 AWG	N/A	2.5GMM²
TERMINAL (4x)	N/A	9T5G-14A474-AJA	71/6-4138-02	COPPER ALLOY(MS-W5HP2)		22.20 AWG	22.20 AWG	0.35-0.5GMM²
TERMINAL (4x)	N/A	9T5G-14A474-AUA	71/6-4152-08	COPPER ALLOY(MS-W5HP2)		18 AWG	18 AWG	0.75GMM²
WIRE SEAL	GREEN	8M4J-14K533-AA	74FL1GP016-16A4-02	SILICONE RUBBER		18 AWG	18 AWG	0.75-1.00GMM²
WIRE SEAL	PINK	9T5G-15K559-DBA	74FL1GP016-16A4-02	SILICONE RUBBER		22.20 AWG	22.20 AWG	0.35-0.50GMM²
WIRE SEAL	YELLOW	9W4T-14K533-FA	4FL-1-1644-02	SILICONE RUBBER		N/A	14 AWG	1.00GMM²

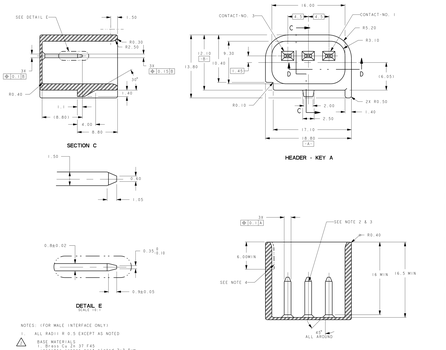

NOTES: (FOR MALE INTERFACE ONLY)

ALL RADII: R 0.5 EXCEPT AS NOTED

1. BASE MATERIAL:
   1. Brass Cu 70 (C26)
   2. Brass Cu 70 (C26) plated 0.3-3µm
   (Nickel Underplate) must be always part of the plating system
   3. Brass Cu 70 (C26)
   4. Bronze Cu 54 (C425) Sn 4 (C41)

2. PLATING:
   When a tinplated terminal is used on the mating side, then corresponding plating (i.e. tin on gold) must be used on the mating side.
   (Gold Underplate is part of the plating system)
   (1)-(GOLD-1A420-AA, 3A, 5A, 5H, 5K)

3. SEAL AREA: SEAL SURFACE TO BE POLISHED AND FREE OF SURFACE IMPERFECTIONS LISTED IN NOTE 5

5. ALL FLASH BURRS/FLAWS/PARTING LINES/EJECTOR PIN MARKS AND GATE MARKS TO BE WITHIN PART TOLERANCES EXPECT AS NOTED

6. GENERAL TOLERANCE
   ±0.05 ALL LINEAR DIMENSIONS
   ±0.10 ALL PART PLACE DIMENSIONS
   ±1° ANGULAR DIMENSIONS

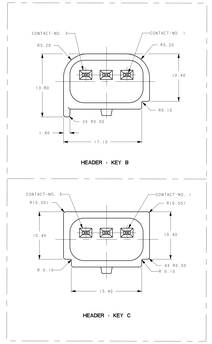

MATING INFORMATION
(FYI)

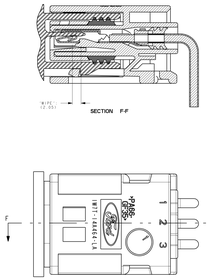

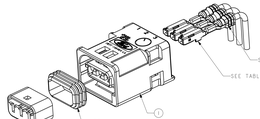

EXPLODED ASSEMBLY VIEW

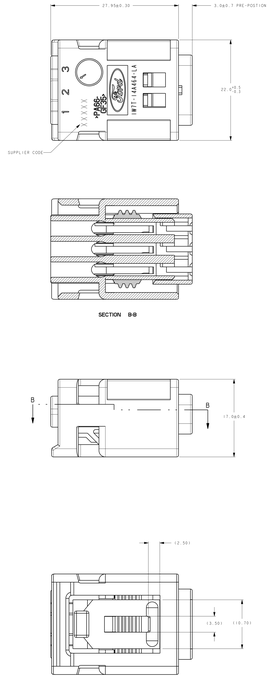

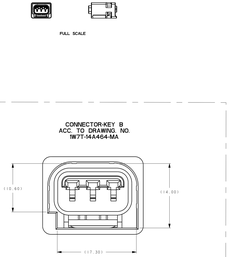

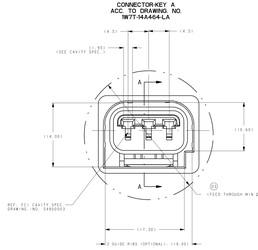

NOTES:

1. AS TO ALL ONE PLACE DIMENSIONS
   ±0.10 ALL TWO PLACE DIMENSIONS
   ±1° ANGULAR DIMENSIONS
2. THIS DRAWING CONFORMS TO FORD WSP-1T4D61T4D86-001 (FORD CONNECTOR AND TERMINAL DRAWING AND DESIGN REQUIREMENTS, REV. LATEST ISSUE)
3. PART MUST CONFORM TO FORD ELECTRICAL CONNECTION SYSTEM DESIGN SPECIFICATION-1D001, REQ., "I.A." DATED 20JAN97
4. PART MUST CONFORM TO FORD ES-F8D0-14A464-AA (SEDAN PF-11, BEV REL WITH THE FOLLOWING EXCEPTION: MAX/MIN ALLOWABLE SYSTEM VOLTAGE IS 16V/9V AS ONE CRAMP PLUS ONE TERMINAL, INTERFACE NOT TO EXCEED 4mΩ)A
5. INSERTION FORCE DATA:SEE SPEC.
6. PART MUST MATE WITH: 3-WAY ENGINE SENSOR CONNECTOR
7. AUDIBLE FEEDBACK: REQUIREMENTS PER SSS EL-0017. TYPICAL VALUE: 1.5dB
8. LOCK REMOVAL FORCE REQUIREMENTS PER FDS EL-0034. ACCEPTABLE VALUE: 50N (SEAL INSPECTION TO PRECEDE). 12.5kN. PRE-SEAT TO SEAL REMOVAL.
9. POLARIZATION OF CONNECTOR HOUSING REQUIREMENTS: PER SSS EL 0032: MUST EXCEED MIN OF 125N
10. OTHER WIRE SIZES AND TYPES PERMISSIBLE PROVIDED FORD AND APPLICATION REQUIREMENTS ARE MET

REFERENCE DIM. (AUTOMOTIVE ITEM) / (FOR INFORMATION ONLY) (FYI - AUTOMOTIVE ITEM)			
PART MATERIAL COMPLIES WITH FORD ESB-M99D0001-B1			
ALL DIMENSIONS ARE NOMINAL UNLESS OTHERWISE SPECIFIED			
CONTOUR IS ACCORDANCE WITH FORD ENGINEERING DRAFTING STANDARD			3 RD ANGLE PROJ. DIMENSIONS IN MILLIMETERS
CURRENT AT (INITIAL) RELEASE			
REF/FEEDBACK DIM	CODE	TITLE	
X-PROC	N/A	FCI H24000	1W MALE
REV.	DATE	DRAWING	1W7T-14A464-LA
DESIGN LEAD	DETAIL LEAD	TITLE	SLEEVE ASSEMBLY WIRE CONN FEMALE
TRACKING (OPTIO) TAGFREE			PART 1 OF 1
SCALE	DATE	CLASSIFICATION	
N/A	4-4-07	PLANT	

9U5T-14A464-TAA
1W7T-14A464-MA
1W7T-14A464-LA

2-WAY ENGINE SOCKET SENSOR
FILE LOCATION FRAME

FRAME	TAG	REVISIONS		
FRAME	DESIGNATION	CHECKED	END APP	MATL APP
		RELEASED: 1W7T-14A464-LA AND MA		
		ADDED CONNECTOR-KEY C NOT RELEASED (T-1T6A206-DA)	D.KADU CAD-Y	
		C.BROWN	T.TAEPAE	T.HURST
		A1 SEAL(SEE MAX DIMENSIONS ADDED) A2 SEAL(SEE MAX DIMENSIONS ADDED) A3 SEAL(SEE MAX DIMENSIONS ADDED) ARCHIVED DATE: 2007/04/13	D.KADU CAD-Y	
		C.BROWN	T.TAEPAE	T.HURST
		A4 CORRECTED GRAPHICS		
		ARCHIVED DATE: 2007/05/08	D.KADU CAD-Y	
		C.BROWN	T.TAEPAE	D.PRICE
		A5 ADDED 9R5G-14A474-AKA A6 ADDED 9T5G-14A474-AUA A7 ADD MARKER MAX/MIN A8 CHANGED RUBBER MAT.TO:SB-MCD-280-A2		
		ARCHIVED DATE: 2007/07/23	D.KADU CAD-Y	
		ADDED (T-1T6A206-DA)	D.KADU CAD-Y	
		C.BROWN	T.TAEPAE	D.PRICE
		A9 1W7T-14A464-MA 1W7T-14A464-MA (T-1T6A206-DA) A10 CHANGED RUBBER MAT.TO:SB-MCD-280-A2 A11 ADDED NOTE 4-7 (GENERAL NOTE)		
		ARCHIVED DATE: 2007/09/24		CAD-Y
		C.BROWN	S.SIAN	D.PRICE
		A12 CHANGED 9R5G-14A474-AKA TO 9R5G-14A474-AKA(SEE MATERIAL CHANGE) A13 CHANGED 9T5G-14A474-AJA TO 9T5G-14A474-AJA(SEE MATERIAL CHANGE) A14 ADDED 9U5T-14A464-TAA A15 ADDED BLUE SEAL A16 ADDED 54393302 MSB-M2D2001-A5		
		ARCHIVED DATE: 2008/06/26		CAD-Y
		S.YUVARAJ	S.SIAN	
		A17 COLOR BURNT ORANGE MAT.REQ. A18 ADD MATERIAL MSB-M2D2001-A5		
		ARCHIVED DATE: 2007/04/23		
		ADD-V REV.T-1T6A206-DA		
		RAJAKUMAR	S.SIAN	
		D1 RELEASED 9U5T-14A464-TAA D2 ADD 1W7T-14A464-MA D3 ADD A MIN FEED THROUGH MAX Ø29.0 MIN D4 ADD CAVITY SPEC.		
		ARCHIVED DATE: 2008/06/26		
		ADD-V REV.T-1T6A206-DBA (W) *		CAD-Y
		CARRER	S.SIAN	