

DIALIGHT PART NUMBER	LED COLOR	
	POSITION 1	POSITION 2
553-0701F	** BLANK **	RED / GREEN
553-0704F	** BLANK **	YELLOW / GREEN
553-0711F	RED / GREEN	RED / GREEN
553-0714F	RED / GREEN	YELLOW / GREEN
553-0715F	RED / GREEN	RED / YELLOW
553-0717F	RED / GREEN	ORANGE/GREEN
553-0740F	YELLOW / GREEN	** BLANK **
553-0741F	YELLOW / GREEN	RED / GREEN
553-0744F	YELLOW / GREEN	YELLOW / GREEN
553-0745F	YELLOW / GREEN	RED / YELLOW
553-0751F	RED / YELLOW	RED / GREEN
553-0754F	RED / YELLOW	YELLOW / GREEN
553-0755F	RED / YELLOW	RED YELLOW

RoHS COMPLIANT 553-07XXF

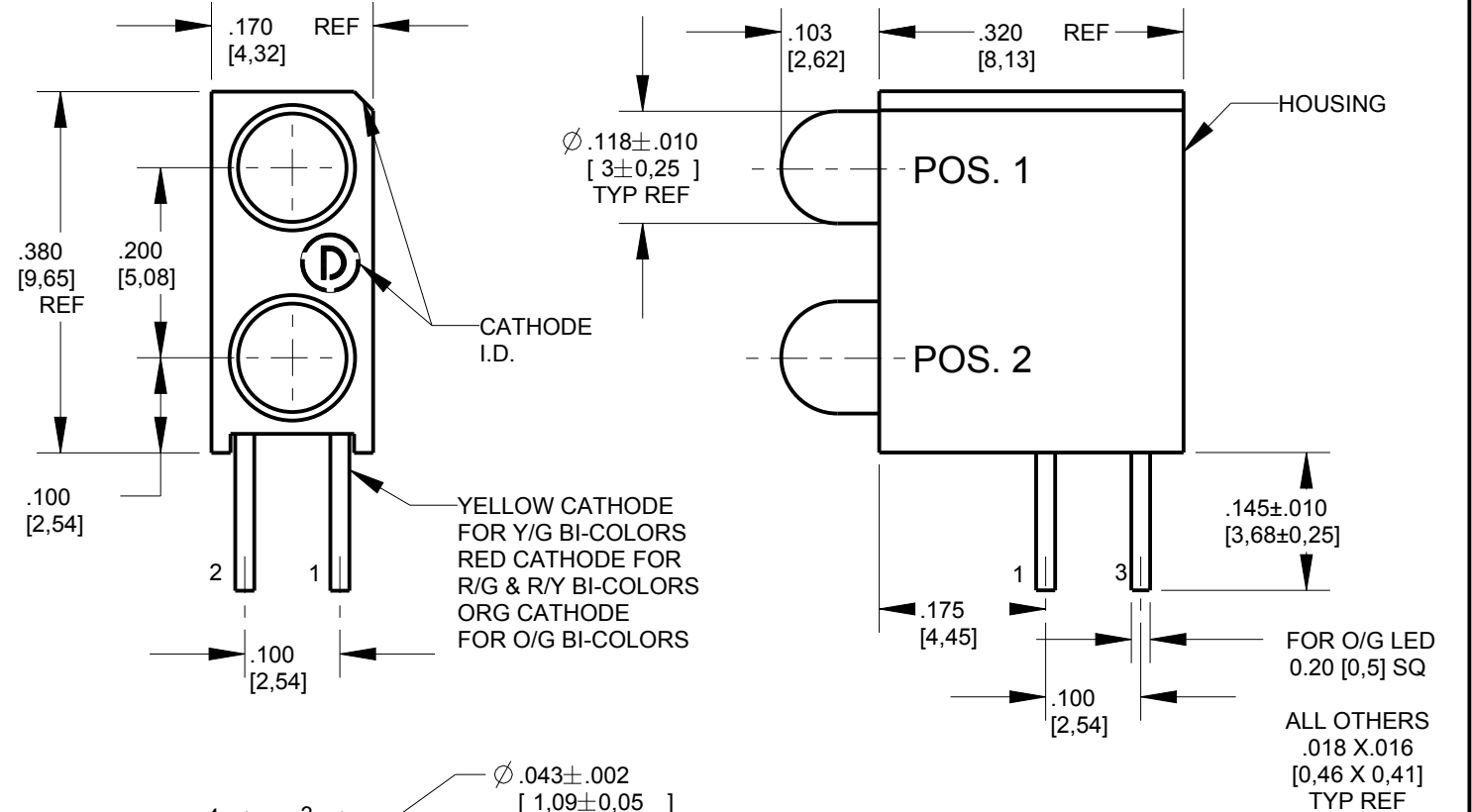
Part Numbers with the "F" suffix ending are RoHS Compliant.
 For example: 553-0744F
 Packaging is marked with "RoHS Compliant" label or equivalent markings. Parts can be wave soldered, dip soldered or hand soldered using typical lead-free soldering process with max 260°C temp. for 5 sec.



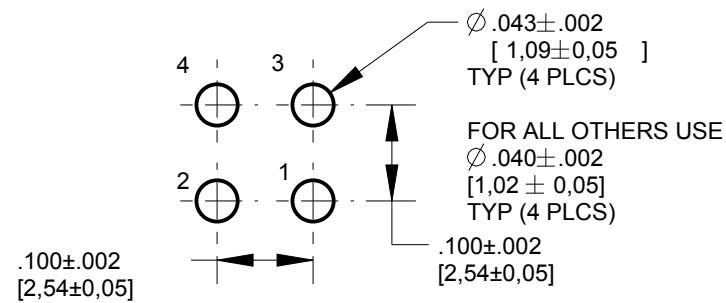
ATTENTION:
 OBSERVE PRECAUTIONS FOR
 HANDLING ELECTROSTATIC
 SENSITIVE DEVICES

REV	REVISIONS	DRN	CKD	APP	DATE
A	NEW RELEASE	TWC	N.O.	TC	6-7-06
B	ADDED P/N'S 553-0715F, 553-0745F; REMOVED REV TABLE, ADDED METRIC DIMENSIONS, REMOVED NOTE 2.	KLJ	N.O.	MES	12-3-08
C	ADDED P/N'S 553-0751F, 553-0754F	KLJ	FN	NO	1-5-09
D	ADDED P/N 553-0755F	JG	WFB	NO	4-19-13
E	ADDED P/N 553-0717F, 553-0755F REVISED LEAD DIM, WAS .02 SQ REVISED HOLE PATTERN, WAS .043 ADDED ORANGE/GREEN COLOR REVISED LED SPECS	LD			

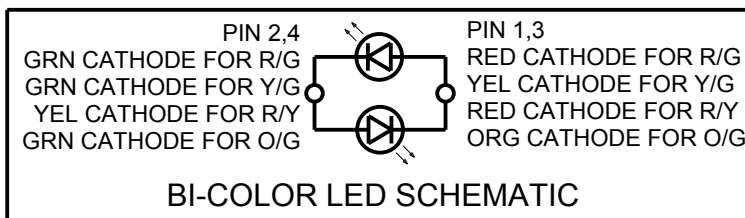
OPERATING CHARACTERISTICS AT 25 °C AMBIENT													
LED	COLOR	LUMINOUS INTENSITY TEST CONDITION	LUMINOUS INTENSITY (mcd)			FORWARD VOLTAGE @I _F = 20 mA (V)		REVERSE CURRENT (μA)	DOMINANT WAVELENGTH (nm)			PEAK WAVELENGTH (nm)	VIEWING ANGLE (DEG)
			MIN	TYP	MAX	TYP	MAX		MIN	TYP	MAX		
R/G DIFFUSED BI-COLOR LED	RED	I _F = 10mA	1.2	5.6	30	2.0	2.6	100	617	621	633	635	200
	GREEN	I _F = 10mA	1.5	8.7	30	2.1	2.6	100	563	569	572	565	200
Y/G DIFFUSED BI-COLOR LED	YELLOW	I _F = 10mA	3.0	—	8.5	2.1	2.6	100	583	586	589	585	80
	GREEN	I _F = 10mA	6.5	—	18	2.1	2.6	100	563	569	572	565	80
R/Y DIFFUSED BI-COLOR LED	RED	I _F = 20mA	2.5	8.7	—	2.0	2.6	100	—	621	—	630	80
	YELLOW	I _F = 20mA	2.5	8.7	—	2.1	2.6	100	—	588	—	585	80
O/G DIFFUSED BI-COLOR LED	ORANGE	I _F = 10mA	14.0	50.0	85.0	—	2.6	10	600	605	614	621	60
	GREEN	I _F = 10mA	5.0	12.0	18.0	—	2.6	10	560	565	570	574	60



ABSOLUTE MAX RATINGS AT 25°C AMBIENT	R/G BI-COLOR		Y/G BI-COLOR		R/Y BI-COLOR		O/G BI-COLOR		UNITS	
	RED	GREEN	YELLOW	GREEN	RED	YELLOW	ORANGE	GREEN		
POWER DISSIPATION	100	100	60	100	100	60	60	100	mW	
CONTINUOUS FORWARD CURRENT	30	30	20	30	30	20	20	30	mA	
PEAK FORWARD CURRENT	90	90	80	120	120	80	80	120	mA	
DERATE LINEARLY FROM 50°C	0.4	0.4	0.25	0.4	—	—	0.25	0.4	mA/°C	
REVERSE VOLTAGE	5						9		V	
STORAGE TEMPERATURE	-55 TO +100									°C
OPERATING TEMPERATURE	-55 TO +100									°C
SOLDERING TEMPERATURE, FOR 5 SEC	260									°C



RECOMMENDED HOLE PATTERN GAUGE



BI-COLOR LED SCHEMATIC

NOTES:

- LEADS TO FIT INTO HOLES SPACED AS PER PATTERN.
- LED LEAD DIMENSIONS SHOWN ARE MEASURED AT HOUSING EXIT.
- PIN NUMBERS FOR REFERENCE ONLY, DESIGNATION NON-EXISTENT ON PART.
- DIALIGHT PART NUMBERS: 553-07XXF
- THIS ASSEMBLY CONTAINS ELECTROSTATIC DISCHARGE SENSITIVE DEVICES (ESDS). MAINTAIN ALL PRECAUTIONARY MEASURES DURING ASSEMBLY, HANDLING, AND STORAGE IN ACCORDANCE WITH IPC-A-610.

THIS DRAWING AND THE CONTENTS HEREIN ARE CONFIDENTIAL AND THE SOLE PROPERTY OF DIALIGHT CORP. REPRODUCTION OF THIS DRAWING OR CONSTRUCTION OF ANY PARTS WITHIN THIS DRAWING ARE FORBIDDEN WITHOUT THE WRITTEN CONSENT OF DIALIGHT CORP.		
SCALE: 5.000 ALL DIM'S: INCH (mm)	DRAWING NUMBER C-17409	REV E
TOLERANCES: UNLESS OTHERWISE SPECIFIED FRACTIONS: ±1/64 DECIMALS (.XX): ±.02 DECIMALS (.XXX): ±.015	TITLE 3mm BI-LEVEL CBI RoHS COMPLIANT	MATERIAL
ANGLES: ±3° FINISH		
FSCM 83330	SHEET 1 OF 1	FAMILY TABLE:

1501 ROUTE 34 SOUTH
 FARMINGDALE, NJ 07727
 (732) 919-3119
 www.dialight.com