

RoHS COMPLIANT 561-XX0X-XX0F

Part Numbers with the "F" suffix ending are RoHS Compliant.
 For example: 561-2201-080F
 Packaging is marked with "RoHS Compliant" label or equivalent markings.
 Parts can be wave soldered, dip soldered or hand soldered using typical lead-free soldering process with max 260°C temp. for 5 sec.

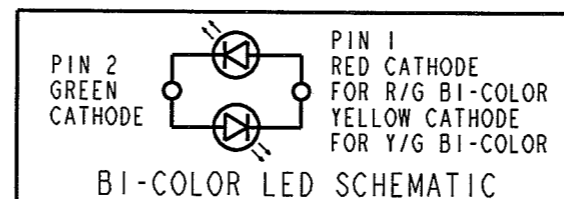
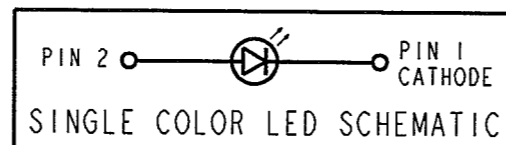
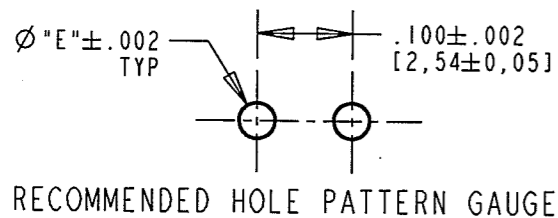
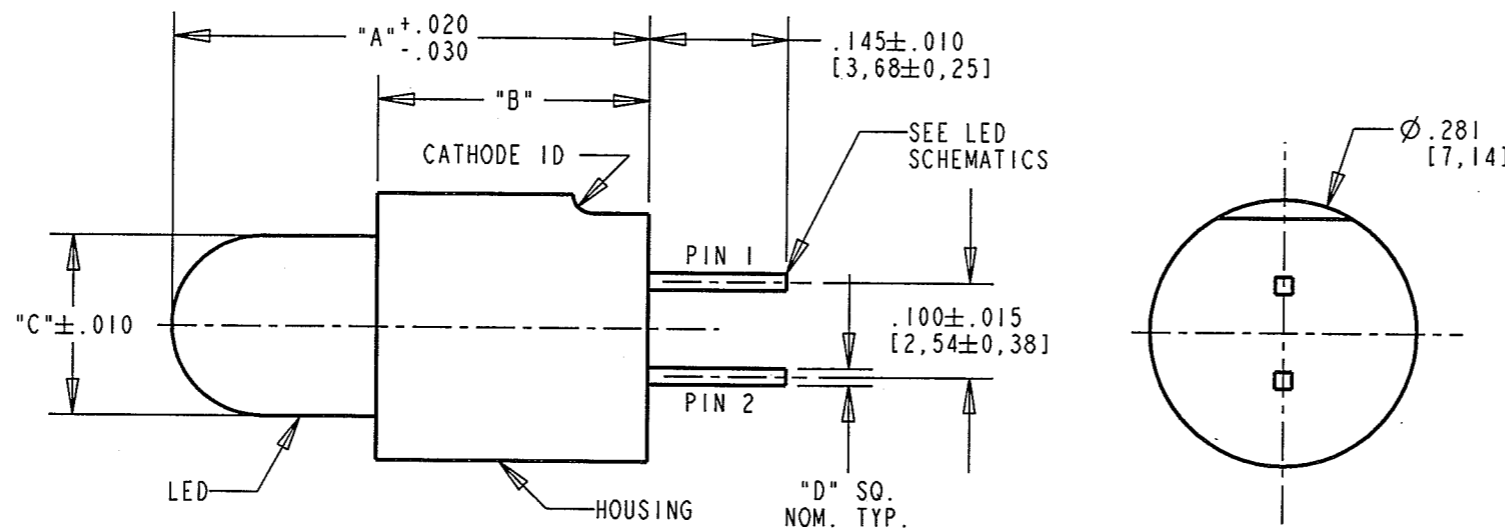


ATTENTION:
 OBSERVE PRECAUTIONS FOR
 HANDLING ELECTROSTATIC
 SENSITIVE DEVICES

REV	ECN NO	REVISIONS	DRN	CKD	APP	DATE
A		NEW RELEASE	KLJ	DE	A	4-9-09

DIALIGHT PART NUMBER	DIM "C"	DIM "D"	DIM "E"	LED COLOR	OPERATING CHARACTERISTICS AT 25°C AMBIENT									ABSOLUTE MAXIMUM RATINGS AT 25°C AMBIENT									
					TEST CONDITION	LUMINOUS INTENSITY (mcd)		FORWARD VOLTAGE (V)		FORWARD CURRENT (mA)		REVERSE CURRENT (μA)	DOMINANT WAVELENGTH (nm)	PEAK WAVELENGTH (nm)	VIEWING ANGLE (DEG)	POWER DISSIPATION (mW)	DC FORWARD CURRENT (mA)	DC FORWARD VOLTAGE (V)	PEAK FORWARD CURRENT (mA)	REVERSE VOLTAGE (V)	STORAGE TEMP (°C)	OPERATING TEMP (°C)	SOLDERING TEMP FOR 5 SECONDS (°C)
						MIN	TYP	TYP	MAX	TYP	MAX	MAX	TYP	TYP	TYP								
561-0104-XXXF	.190	.025	.050	RED DIFFUSED, 5V INT RES	Vf = 5V	2.1	—	—	—	10	15	100	626	635	60	—	—	7.5	—	5	-55 TO +100	-40 TO +85	260
561-0901-XXXF	.190	.018	.040	HIGH EFFICIENCY ORANGE DIFF	If = 10mA	4.0	7.0	1.9	2.4	—	—	100	602	600	60	—	30	—	500	5	-55 TO +100	-55 TO +100	260
561-1002-XXXF	.197	.020	.043	InGaN BLUE WATER CLEAR	If = 20mA	900	1500	3.6	4.0	—	—	50	470	—	30	120	30	—	100	5	-40 TO +100	-30 TO +85	260
561-1101-XXXF	.190	.018	.040	RED DIFFUSED LOW CURRENT	If = 2mA	1.5	2.3	1.7	2.0	—	—	50	626	635	50	24	7	—	500	5	-55 TO +100	-55 TO +100	260
561-1201-XXXF	.190	.018	.040	YELLOW DIFFUSED LOW CURRENT	If = 2mA	1.2	1.8	1.9	2.7	—	—	50	—	583	50	36	7	—	500	5	-55 TO +100	-55 TO +100	260
561-1301-XXXF	.190	.018	.040	GREEN DIFFUSED LOW CURRENT	If = 2mA	1.2	1.8	1.8	2.2	—	—	50	—	565	50	24	7	—	500	5	-55 TO +100	-55 TO +100	260
561-2101-XXXF	.197	.020	.043	HIGH EFFICIENCY RED DIFF	If = 10mA	2.2	6.3	2.2	2.6	—	—	10	—	650	50	60	25	—	60	3	-55 TO +100	-55 TO +100	260
561-2201-XXXF	.195	.020	.043	HIGH EFFICIENCY GREEN DIFF	If = 10mA	4.5	7.9	2.0	2.5	—	—	10	570	572	50	130	40	—	500	12	-55 TO +100	-55 TO +100	260
561-2301-XXXF	.195	.020	.043	HIGH EFFICIENCY YELLOW DIFF	If = 10mA	4.5	16	2.0	2.0	—	—	10	587	586	50	130	40	—	500	12	-55 TO +100	-55 TO +100	260
561-2401-XXXF	.190	.018	.040	RED TINTED NON-DIFFUSED	If = 10mA	25	60	2.2	3.0	—	—	100	—	635	35	135	30	—	90	5	-55 TO +100	-55 TO +100	260
561-2501-XXXF	.190	.018	.040	GREEN TINTED NON-DIFFUSED	If = 10mA	25	70	2.3	3.0	—	—	100	—	565	24	135	30	—	90	5	-55 TO +100	-20 TO +100	260
561-2601-XXXF	.197	.020	.043	YELLOW TINTED NON-DIFFUSED	If = 10mA	29	90	2.1	2.6	—	—	100	588	585	35	60	20	—	80	5	-55 TO +100	-55 TO +100	260
561-3001-XXXF	.197	.020	.043	RED/GREEN BI-COLOR	If = 20mA	29/12	90/40	1.8/2.1	2.4/2.8	—	—	100	—	660/565	60	100/100	40/30	—	200/120	4/5	-55 TO +100	-55 TO +100	260
561-3101-XXXF	.197	.020	.043	YELLOW/GREEN BI-COLOR	If = 20mA	2.5	8.7	2.1/2.1	2.8/2.8	—	—	100	—	585/565	50	60/100	20/30	—	80/120	5/5	-55 TO +100	-55 TO +100	260
561-5101-XXXF	.197	.020	.043	SUPER BRIGHT RED DIFFUSED	If = 20mA	17	34	2.1	2.55	—	—	10	—	650	50	75	25	—	60	3	-55 TO +100	-55 TO +100	260
561-5201-XXXF	.197	.018	.040	SUPER BRIGHT GREEN DIFFUSED	If = 20mA	17	34	2.2	3.0	—	—	10	—	563	50	75	25	—	60	3	-55 TO +100	-55 TO +100	260
561-5301-XXXF	.197	.020	.043	SUPER BRIGHT YELLOW DIFFUSED	If = 20mA	17	34	2.2	3.0	—	—	10	—	585	50	75	25	—	60	3	-55 TO +100	-55 TO +100	260
561-5401-XXXF	.197	.020	.043	SUPER BRIGHT AMBER DIFFUSED	If = 20mA	17	34	2.2	3.0	—	—	10	—	610	50	75	25	—	60	3	-55 TO +100	-55 TO +100	260
561-5501-XXXF	.190	.018	.040	RED WATER CLEAR	If = 20mA	80	125	2.2	3.0	—	—	100	—	635	24	135	30	—	90	5	-55 TO +100	-55 TO +100	260
561-5601-XXXF	.190	.018	.040	GREEN WATER CLEAR	If = 20mA	80	120	2.3	3.0	—	—	100	569	565	24	135	30	—	90	5	-55 TO +100	-55 TO +100	260
561-5701-XXXF	.190	.025	.050	YELLOW WATER CLEAR	If = 20mA	80	140	2.2	3.0	—	—	100	585	583	24	85	20	—	60	5	-55 TO +100	-55 TO +100	260
561-5801-XXXF	.197	.024	.049	AMBER WATER CLEAR	If = 20mA	60	90	2.2	2.5	—	—	100	—	605	20	125	50	—	100	4	-30 TO +100	-30 TO +85	260
561-5902-XXXF	.197	.020	.043	InGaN GREEN WATER CLEAR	If = 20mA	3000	5000	3.5	4.0	—	—	50	525	—	30	120	30	—	100	5	-40 TO +100	-30 TO +85	260
561-6002-XXXF	.197	.020	.043	WHITE WATER CLEAR	If = 20mA	1500	2500	3.5	4.0	—	—	50	X = 0.33 Y = 0.36	—	50	120	30	—	100	5	-40 TO +100	-30 TO +85	260

P/N SUFFIX (-XXXF)	DIM "A"	DIM "B"
-050F	.500	.275
-060F	.600	.375
-070F	.700	.475
-080F	.800	.575
-090F	.900	.675
-100F	1.000	.775



NOTES:

- LED LEAD DIMENSIONS SHOWN ARE MEASURED AT HOUSING EXIT.
- LEADS TO FIT INTO HOLES SPACED AS PER PATTERN.
- PIN NUMBERS FOR REF ONLY, DESIGNATION NON-EXISTENT ON PART.
- DIALIGHT PART NUMBERS: 561-XX0X-XX0F.
- THIS ASSEMBLY CONTAINS ELECTROSTATIC DISCHARGE SENSITIVE DEVICES (ESDS). MAINTAIN ALL PRECAUTIONARY MEASURES DURING ASSEMBLY, HANDLING, AND STORAGE IN ACCORDANCE WITH IPC-A-610.

THIS DRAWING AND THE CONTENTS HEREIN ARE CONFIDENTIAL AND THE SOLE PROPERTY OF DIALIGHT. REPRODUCTION OF THIS DRAWING OR CONSTRUCTION OF ANY PARTS WITHIN THIS DRAWING ARE FORBIDDEN WITHOUT THE WRITTEN CONSENT OF DIALIGHT.		
SCALE: 5.000 ALL DIM'S IN: INCHES (MM)	DRAWING NUMBER C-17724	REV A
TOLERANCES: UNLESS OTHERWISE SPECIFIED FRACTIONS: ±1/64 DECIMALS (.XX): ±.01 DECIMALS (.XXX): ±.005	TITLE ∅5mm VERTICAL CBI RoHS COMPLIANT	MATERIAL
ANGLES: ±3° FINISH:	1501 ROUTE 34 SOUTH FARMINGDALE, NJ 07727	
FSCM 83330	SHEET 1 OF 1	FAMILY TABLE: