

PART NUMBER	LED COLOR	
	POSITION 1	POSITION 2
569-0111-000F	RED TINTED DIFFUSED	BLANK
569-0111-100F	RED TINTED DIFFUSED	RED TINTED DIFFUSED
569-0111-200F	RED TINTED DIFFUSED	GREEN TINTED DIFFUSED
569-0111-300F	RED TINTED DIFFUSED	YELLOW TINTED DIFFUSED
569-0111-700F	RED TINTED DIFFUSED	ORANGE TINTED DIFFUSED
569-0111-900F	RED TINTED DIFFUSED	BLUE; WHITE DIFFUSED
569-0112-000F	GREEN TINTED DIFFUSED	BLANK
569-0112-100F	GREEN TINTED DIFFUSED	RED TINTED DIFFUSED
569-0112-200F	GREEN TINTED DIFFUSED	GREEN TINTED DIFFUSED
569-0112-300F	GREEN TINTED DIFFUSED	YELLOW TINTED DIFFUSED
569-0112-700F	GREEN TINTED DIFFUSED	ORANGE TINTED DIFFUSED
569-0113-100F	YELLOW TINTED DIFFUSED	RED TINTED DIFFUSED
569-0113-200F	YELLOW TINTED DIFFUSED	GREEN TINTED DIFFUSED
569-0113-300F	YELLOW TINTED DIFFUSED	YELLOW TINTED DIFFUSED
569-0117-000F	ORANGE TINTED DIFFUSED	BLANK
569-0117-700F	ORANGE TINTED DIFFUSED	ORANGE TINTED DIFFUSED
569-0119-900F	BLUE; WHITE DIFFUSED	BLUE; WHITE DIFFUSED
569-0211-100F	RED DIFFUSED; 2mA LC	RED DIFFUSED; 2mA LC
569-0211-300F	RED DIFFUSED; 2mA LC	YELLOW DIFFUSED; 2mA LC
569-0212-200F	GREEN DIFFUSED; 2mA LC	GREEN DIFFUSED; 2mA LC
569-0212-300F	GREEN DIFFUSED; 2mA LC	YELLOW DIFFUSED; 2mA LC
569-0213-300F	YELLOW DIFFUSED; 2mA LC	YELLOW DIFFUSED; 2mA LC
569-0311-100F	RED DIFF; 5V INT RES	RED DIFF; 5V INT RES
569-0312-200F	GREEN DIFF; 5V INT RES	GREEN DIFF; 5V INT RES
569-0312-300F	GREEN DIFF; 5V INT RES	YELLOW DIFF; 5V INT RES
569-0313-300F	YELLOW DIFF; 5V INT RES	YELLOW DIFF; 5V INT RES
569-0711-100F	R/G BI-COLOR; WHITE DIFF	R/G BI-COLOR; WHITE DIFF
569-0711-400F	R/G BI-COLOR; WHITE DIFF	Y/G BI-COLOR; WHITE DIFF
569-0714-100F	Y/G BI-COLOR; WHITE DIFF	R/G BI-COLOR; WHITE DIFF
569-0714-400F	Y/G BI-COLOR; WHITE DIFF	Y/G BI-COLOR; WHITE DIFF
569-2211-100F	RED TINTED NON-DIFFUSED	RED TINTED NON-DIFFUSED
569-2212-200F	GREEN TINTED NON-DIFFUSED	GREEN TINTED NON-DIFFUSED
569-2213-300F	YELLOW TINTED NON-DIFFUSED	YELLOW TINTED NON-DIFFUSED

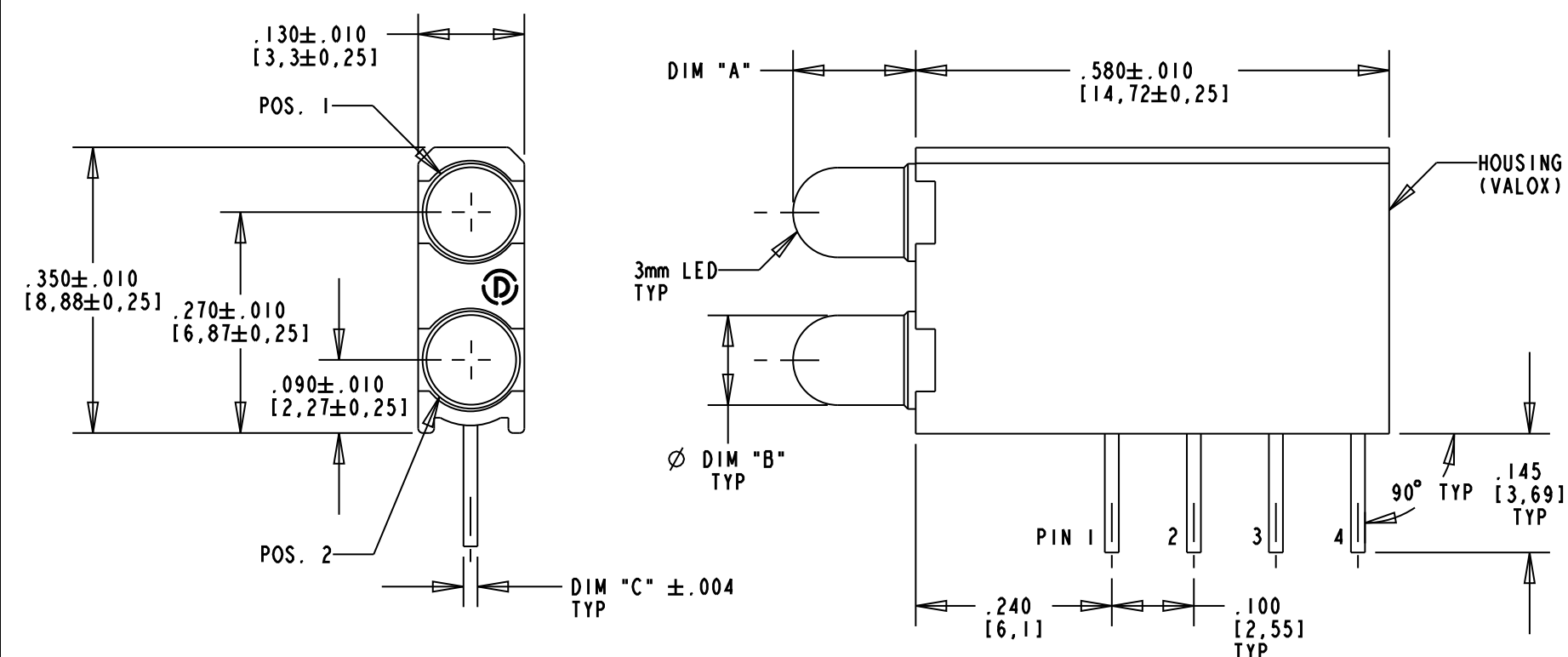
RoHS Compliant 569-XXIX-X00F Bi-Level Thru hole CBI
 Part Numbers with the "F" suffix ending are RoHS Compliant.
 For Example: 569-0112-700F
 The bag packaging is marked with "RoHS Compliant" label or equivalent markings. Parts can be wave soldered, dip soldered, or hand soldered using typical lead-free soldering process with max 260°C temp. for 5 sec.



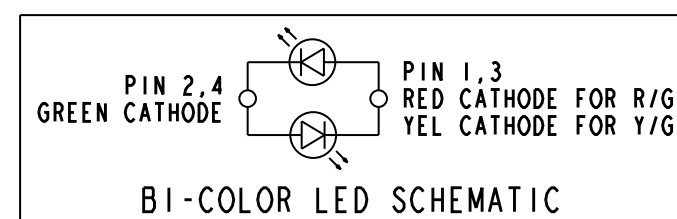
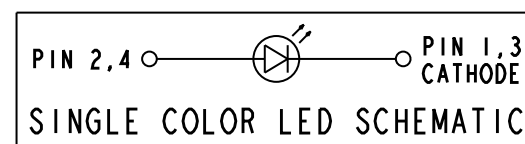
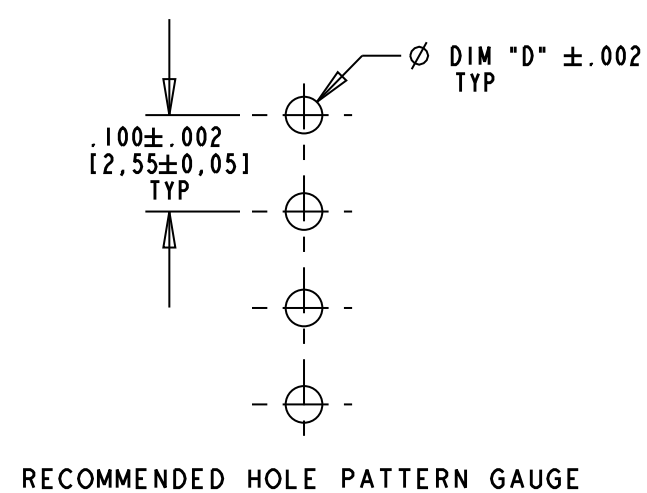
ATTENTION:
OBSERVE PRECAUTIONS FOR
HANDLING ELECTROSTATIC
SENSITIVE DEVICES

REV	ECN NO	REVISIONS	DRN	CKD	APP	DATE
A		NEW RELEASE	TWC	MES	N.O.	12-14-05
B		ADDED P/N 569-0111-000F; UPDATED ESD NOTATION	TWC	MES	N.O.	3-1-06
C		ADDED P/N'S 569-2211-100F, 569-2212-200F, & 569-2213-300F; UPDATED TOLERANCES; ADDED NOTES 3, 4, & 5; ADDED DOM WAVELENGTH.	KLJ	ALV	N.O.	6-8-09
D		ADDED P/N 569-0111-300F	AJF	KLJ	NO	9-22-10

LED COLOR	DIM "A"	DIM "B"	DIM "C"	DIM "D"	OPERATING CHARACTERISTICS AT 25°C AMBIENT														
					LUMINOUS INTENSITY TEST CONDITION			FORWARD VOLTAGE / CURRENT TEST COND		FORWARD VOLTAGE (V)		FORWARD CURRENT (mA)		REVERSE CURRENT (μA)	DOMINANT WAVELENGTH (nm)			PEAK WAVELENGTH (nm)	VIEWING ANGLE (DEG)
					MIN	TYP	MAX	TYP	MAX	TYP	MAX	TYP	MAX	MAX	MIN	TYP	MAX	TYP	TYP
RED TINTED DIFFUSED	.150	.118±.010	.018 x .016	.040	IF = 10mA	7.4	10	—	IF = 20mA	2.0	2.8	—	—	100	—	623	—	635	60
GREEN TINTED DIFFUSED	.150	.118±.010	.018 x .016	.040	IF = 10mA	4.7	12.6	—	IF = 20mA	2.1	2.8	—	—	100	—	569	—	565	60
YELLOW TINTED DIFFUSED	.150	.118±.010	.018 x .016	.040	IF = 10mA	7.4	10	—	IF = 20mA	2.1	2.8	—	—	100	—	588	—	585	60
ORANGE TINTED DIFFUSED	.150	.115±.010	.018 SQ.	.040	IF = 10mA	3.4	7.4	10.8	IF = 10mA	1.9	2.4	—	—	100	597	602	620	600	60
BLUE; WHITE DIFFUSED	.156	.110±.005	.020 SQ.	.043	IF = 10mA	7.1	12.5	18	IF = 10mA	3.5	4.1	—	—	10	462	465	468	428	70
RED TINTED DIFFUSED; 2mA LC	.150	.118±.010	.018 x .016	.040	IF = 2mA	1.0	1.6	—	IF = 2mA	1.7	2.2	—	—	10	—	623	—	635	60
GREEN TINTED DIFFUSED; 2mA LC	.150	.118±.010	.018 x .016	.040	IF = 2mA	1.0	1.6	—	IF = 2mA	1.9	2.2	—	—	10	—	569	—	565	60
YELLOW TINTED DIFFUSED; 2mA LC	.150	.118±.010	.018 x .016	.040	IF = 2mA	1.0	1.6	—	IF = 2mA	1.8	2.7	—	—	10	—	588	—	585	60
RED TINTED DIFF; 5V INT RES	.150	.118±.010	.018 x .016	.040	Vf = 5V	8.7	29	—	Vf = 5V	—	—	10	20	100	—	623	—	635	60
GREEN TINTED DIFF; 5V INT RES	.150	.118±.010	.018 x .016	.040	Vf = 5V	5.6	19	—	Vf = 5V	—	—	10	20	100	—	569	—	565	60
YELLOW TINTED DIFF; 5V INT RES	.150	.118±.010	.018 x .016	.040	Vf = 5V	3.7	12.6	—	Vf = 5V	—	—	10	20	100	—	588	—	585	60
R/G BI-COLOR, WHITE DIFFUSED	.150	.118±.010	.020 SQ.	.043	IF = 10mA	2.5	4.7	—	IF = 20mA	2.0	2.8	—	—	100	—	621	—	635	60
RED GREEN						3.7	10	—		2.1	2.8	—	—	100	—	569	—	565	60
Y/G BI-COLOR, WHITE DIFFUSED	.150	.118±.010	.018 x .016	.040	IF = 10mA	2.5	4.3	—	IF = 20mA	2.1	2.8	—	—	100	583	586	589	585	80
YELLOW GREEN						2.5	6.3	—		2.1	2.8	—	—	100	—	569	—	565	80
RED TINTED NON-DIFFUSED	.150	.118±.010	.018 x .016	.040	IF = 10mA	8.7	29	—	IF = 20mA	2.0	2.8	—	—	100	—	623	—	635	45
GREEN TINTED NON-DIFFUSED	.150	.118±.010	.018 x .016	.040	IF = 10mA	32	50	—	IF = 20mA	2.1	2.8	—	—	100	—	569	—	565	45
YELLOW TINTED DIFFUSED	.150	.118±.010	.018 x .016	.040	IF = 10mA	10	30	50	IF = 20mA	2.1	2.8	—	—	100	—	588	—	585	45



LED COLOR	ABSOLUTE MAXIMUM RATINGS AT 25°C AMBIENT									
	POWER DISSIPATION (mW)	CONT. FWD CURRENT (mA)	DC FORWARD VOLTAGE (V)	PEAK FWD CURRENT (mA)	LINEAR DERATION	REVERSE VOLTAGE (V)	SOLDERING TEMPERATURE FOR 5 SEC.	OPERATING TEMPERATURE	STORAGE TEMPERATURE	
RED TINTED DIFFUSED	100	30	—	120	0.4 mA/°C FROM 50°C	5	260 °C	-55°C /+100°C	-55°C /+100°C	
GREEN TINTED DIFFUSED	100	30	—	120	0.4 mA/°C FROM 50°C	5	260 °C	-55°C /+100°C	-55°C /+100°C	
YELLOW TINTED DIFFUSED	60	20	—	80	0.25 mA/°C FROM 50°C	5	260 °C	-55°C /+100°C	-55°C /+100°C	
ORANGE TINTED DIFFUSED	135	25	—	90	0.5 mA/°C FROM 50°C	5	260 °C	-55°C /+100°C	-55°C /+100°C	
BLUE; WHITE DIFFUSED	90	20	—	200	0.44 mA/°C FROM 50°C	5	260 °C	-55°C /+100°C	-55°C /+100°C	
RED TINTED DIFFUSED; 2mA LC	20	7	—	500	0.7 mA/°C FROM 90°C	5	260 °C	-55°C /+100°C	-55°C /+100°C	
GREEN TINTED DIFFUSED; 2mA LC	20	7	—	500	0.7 mA/°C FROM 90°C	5	260 °C	-55°C /+100°C	-55°C /+100°C	
YELLOW TINTED DIFFUSED; 2mA LC	20	7	—	500	0.7 mA/°C FROM 90°C	5	260 °C	-55°C /+100°C	-55°C /+100°C	
RED TINTED DIFF; 5V INT RES	—	—	7.5	—	0.086 V/°C FROM 50°C	5	260 °C	-40°C /+85°C	-55°C /+100°C	
GREEN TINTED DIFF; 5V INT RES	—	—	7.5	—	0.086 V/°C FROM 50°C	5	260 °C	-40°C /+85°C	-55°C /+100°C	
YELLOW TINTED DIFF; 5V INT RES	—	—	7.5	—	0.086 V/°C FROM 50°C	5	260 °C	-40°C /+85°C	-55°C /+100°C	
R/G BI-COLOR, WHITE DIFFUSED	100	30	—	120	0.4 mA/°C FROM 50°C	5	260 °C	-55°C /+100°C	-55°C /+100°C	
Y/G BI-COLOR, WHITE DIFFUSED	60	20	—	80	0.25 mA/°C FROM 50°C	5	260 °C	-55°C /+100°C	-55°C /+100°C	
RED TINTED NON-DIFFUSED	100	30	—	120	0.4 mA/°C FROM 50°C	5	260 °C	-55°C /+100°C	-55°C /+100°C	
GREEN TINTED NON-DIFFUSED	100	30	—	120	0.4 mA/°C FROM 50°C	5	260 °C	-55°C /+100°C	-55°C /+100°C	
YELLOW TINTED DIFFUSED	60	20	—	80	0.25 mA/°C FROM 50°C	5	260 °C	-55°C /+100°C	-55°C /+100°C	



NOTES

- DIALIGHT PART NUMBER: 569-XXIX-X00F
- THIS ASSEMBLY CONTAINS ELECTROSTATIC DISCHARGE SENSITIVE DEVICES (ESDS). MAINTAIN ALL PRECAUTIONARY MEASURES DURING ASSEMBLY, HANDLING, AND STORAGE IN ACCORDANCE WITH IPC-A-610.
- LED LEAD DIMENSIONS SHOWN ARE MEASURED AT HOUSING EXIT.
- LEADS TO FIT INTO HOLES SPACED AS PER PATTERN.
- PIN NUMBERS FOR REFERENCE ONLY, DESIGNATION NON-EXISTENT ON PART.

THIS DRAWING AND THE CONTENTS HEREIN ARE CONFIDENTIAL AND THE SOLE PROPERTY OF DIALIGHT. REPRODUCTION OF THIS DRAWING OR CONSTRUCTION OF ANY PARTS WITHIN THIS DRAWING ARE FORBIDDEN WITHOUT THE WRITTEN CONSENT OF DIALIGHT.

SCALE: 5.000

DRAWING NUMBER: C-17339

REV: D

TOLERANCES: UNLESS OTHERWISE SPECIFIED
 FRACTIONS: ±1/64
 DECIMALS (.XX): ±.02
 DECIMALS (.XXX): ±.015

ANGLES: ±3°

FINISH:

FSCM 83330

TITLE: BI-LEVEL CBI
RoHS COMPLIANT

MATERIAL:

Dialight 1501 ROUTE 34 SOUTH FARMINGDALE, NJ 07727

SHEET 1 OF 1 FAMILY TABLE: