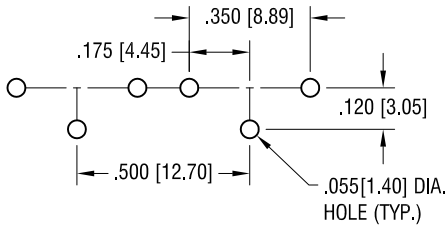
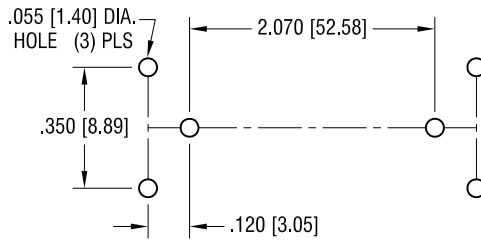


THIS DOCUMENT IS THE PROPERTY OF KEYSTONE ELECTRONICS CORP. AND SHALL NOT BE REPRODUCED, DISTRIBUTED OR USED AS A BASIS FOR MANUFACTURE WITHOUT PRIOR WRITTEN PERMISSION FROM KEYSTONE ELECTRONICS CORP.

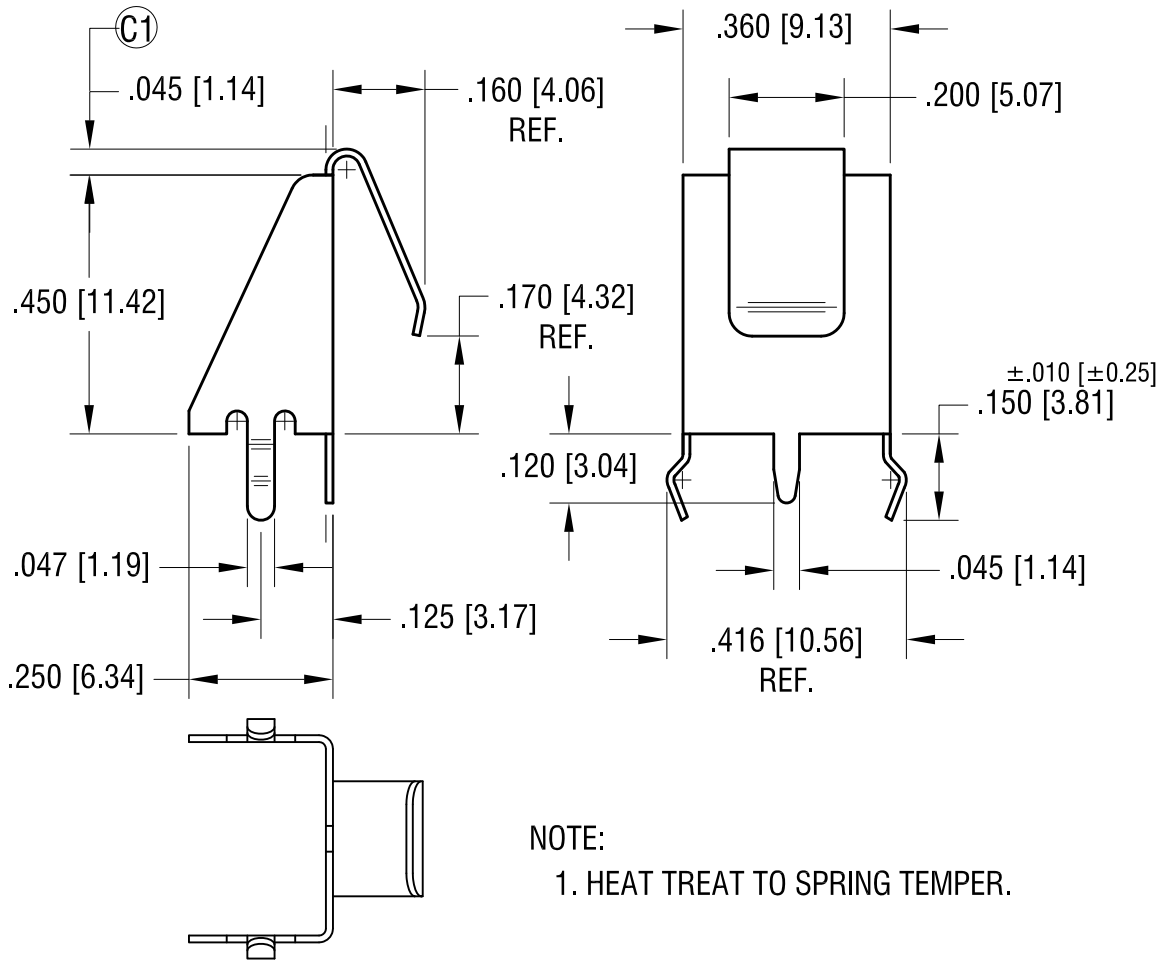
RECOMMENDED LAYOUT FOR '9 VOLT' BATTERY



RECOMMENDED LAYOUT FOR 'AA' BATTERY USING ONE SPRING (P/N 590) AND ONE BUTTON (P/N 596) CONTACT



ACTUAL SIZE



NOTE:
1. HEAT TREAT TO SPRING TEMPER.

8.30.18	CHANGE AS PER ECN 18-032	E
5.31.17	CHANGE AS PER ECR 17-032	D
1.08.15	MTG. HOLE DIA. WAS .052 [1.32] ADD (C1) TO 'C' DRAWING CHANGE AS PER ECN 15-005	C
8.26.04	CHANGE AS PER ECN 04-073	B
10.7.02	CHANGE AS PER ECN 02-066	A
DATE	DESCRIPTION	REV.

KEYSTONE ELECTRONICS CORP.			
www.keyelco.com • NEW HYDE PARK, NY 11040 • Tel (516) 328-7500			
PART NAME			
'9V' 'AA' 'N' SNAP-IN SPRING CONTACT			
MATERIAL			
.012 [0.30] TH'K ANNEALED SPRING STEEL			
FINISH		DRN BY	DATE
TIN NICKEL PLATE		BOONE	9.28.00
		APP'D	SCALE
		LN	3X
TOLERANCES	INCH [MM]	CODE	DWG NO.
DECIMAL	± .005 [± 0.13]	C	590
ANGULAR	± 1°		
UNLESS OTHERWISE SPECIFIED			