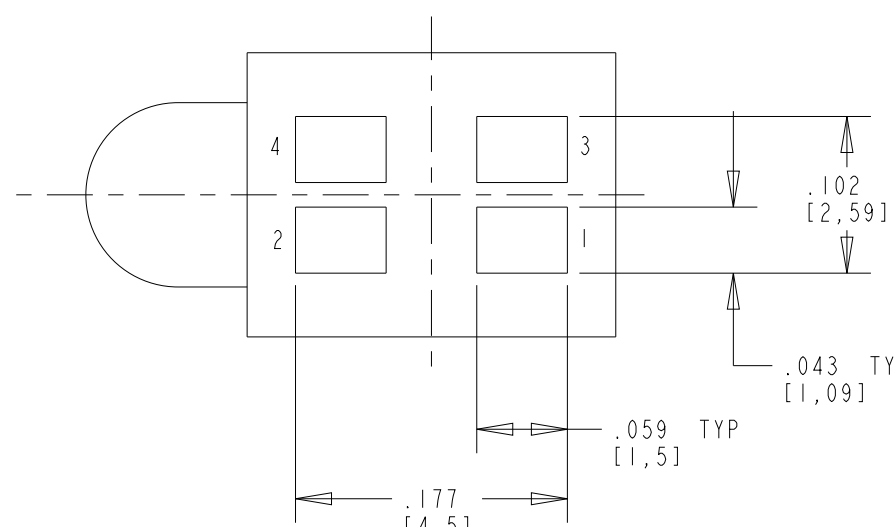
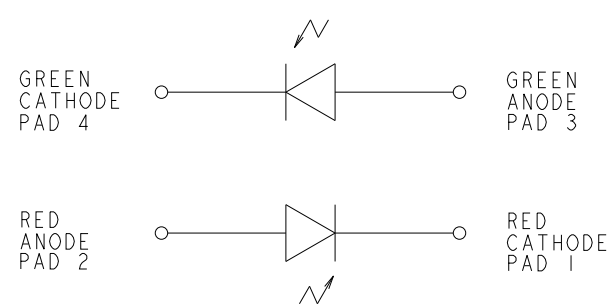
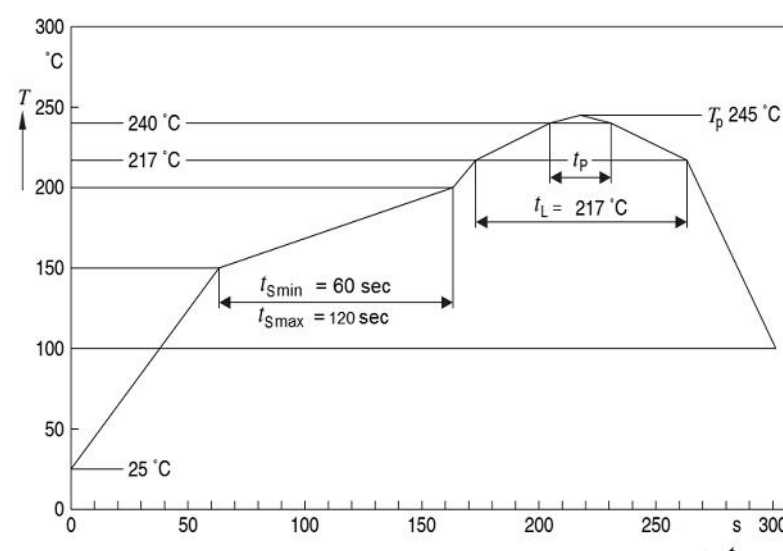


REV	ECN NO	REVISIONS	DRN	CKD	APP	DATE
A	—	NEW RELEASE	TWC	—	—	—
B	—	ADDED LED LEAD DIMENSIONS; ADDED DUAL DIMENSIONS.	AJF	KLJ	NO	10-28-10
C	—	UPDATED SOLDER PROFILE, REVERSE VOLTAGE	BP	—	NO	4-21-17
D	—	UPDATED LED SPECS FOR THE NEW LED	BP	—	NO	8-22-17

OPERATING CHARACTERISTICS AT 25°C AMBIENT												
LED COLOR	LUMINOUS INTENSITY @ I _f = 10 mA (mcd)			FORWARD VOLTAGE @ I _f = 2 mA (V)		REVERSE CURRENT (μA) V = 12V		DOMINANT WAVELENGTH (nm)			PEAK WAVELENGTH (nm)	
	MIN	TYP	MAX	TYP	MAX	TYP	MAX	MIN	TYP	MAX	TYP	
RED/GRN	RED	—	17	—	1.8	2.2	0.01	10	624	630	636	643
	GREEN	—	11	—	—	—	—	—	566	570	575	572

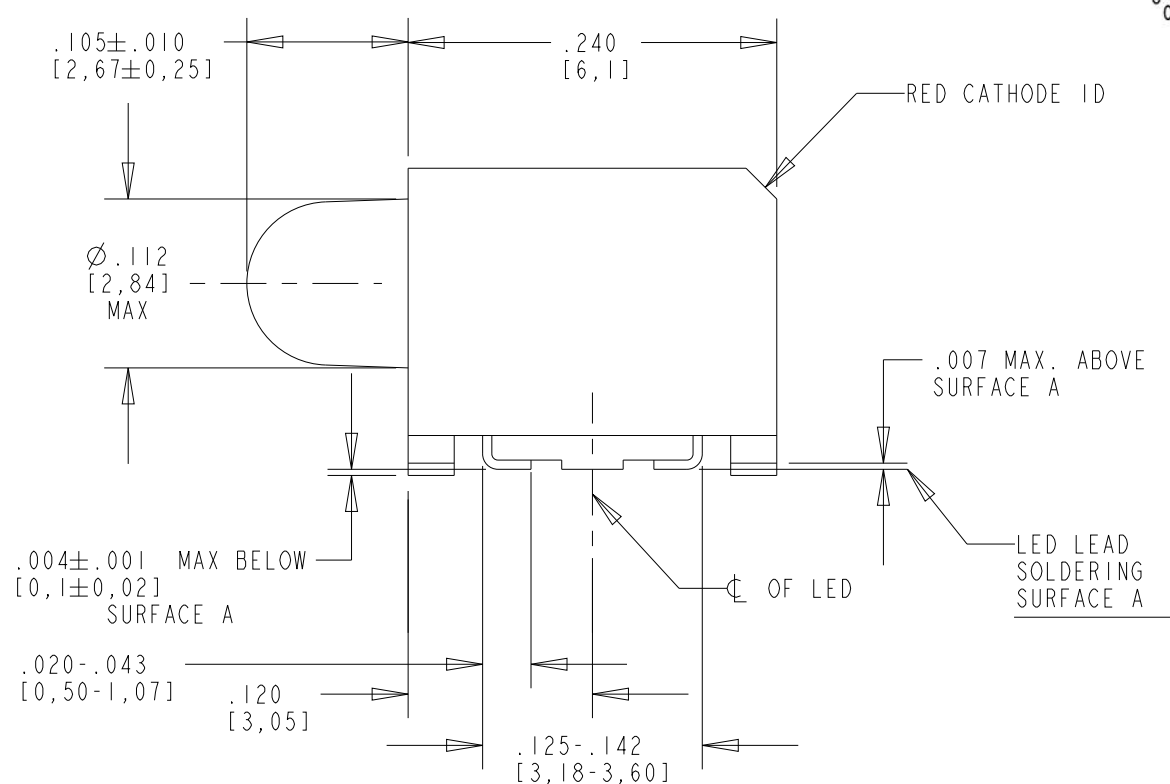
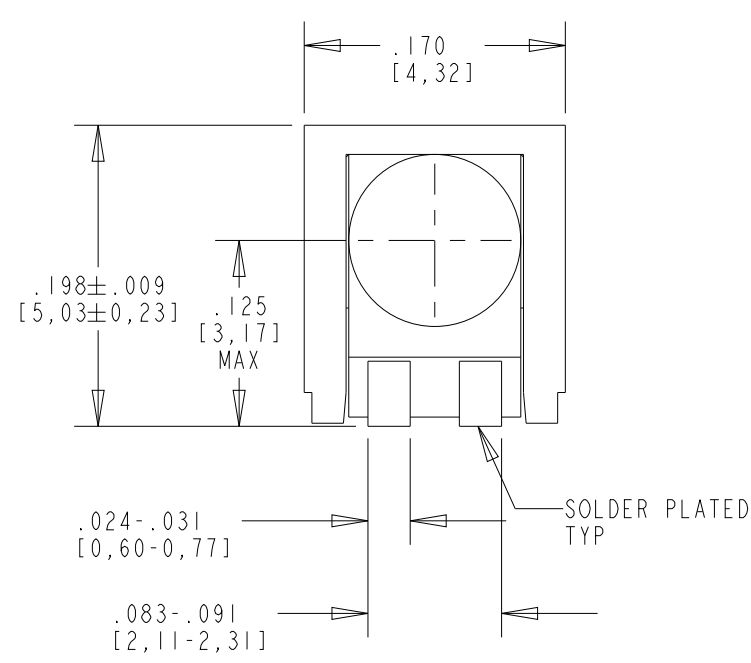


COMPONENT SIDE
RECOMMENDED PC BOARD LAND PATTERN
(DIM'S ±.004)
0.1MM



RECOMMENDED SOLDER PROFILE

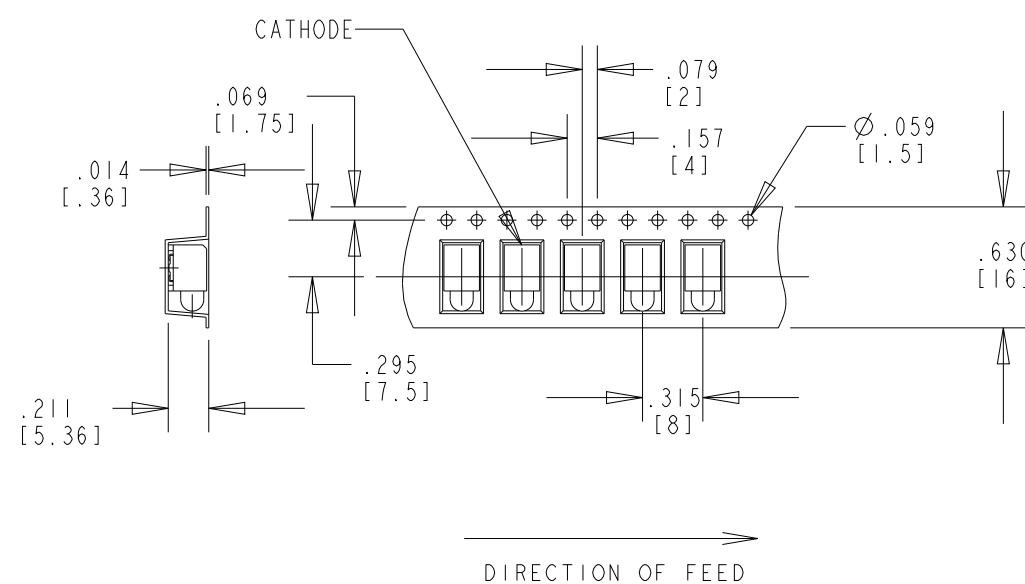
ABSOLUTE MAXIMUM RATINGS AT 25 °C AMBIENT	SUPER RED	GREEN	UNITS
CONTINUOUS FORWARD CURRENT	15	15	mA
REVERSE VOLTAGE	12	12	V
SURGE CURRENT	100	100	mA
PEAK SOLDERING TEMPERATURE	245	245	°C
OPERATING TEMPERATURE	-40 TO +100	-40 TO +100	°C
STORAGE TEMPERATURE	-40 TO +100	-40 TO +100	°C
TIME ABOVE LIQUIDUS TEMPERATURE (t _L)	80 Seconds Minimum	100 Seconds Maximum	S
TIME WITHIN 5°C OF SPECIFIED PEAK TEM (T _p - 5°C)	10 Seconds Minimum	30 Seconds Maximum	S
PEAK TEMPERATURE T _p	245 Recommended	260 Maximum	°C
RAMP-UP RATE TO PREHEAT (25°C TO 150°C)	2 °C/s Recommended	3 °C/s Max	°C/S
RAMP-UP RATE TO PEAK (T _p to T _p)	3 °C/s Recommended	6 °C/s Max	°C/S
RAMP-DOWN RATE (T _p to 100°C)	3 °C/s Recommended	6 °C/s Max	°C/S
TIME (25°C to T _p)	480 Seconds Maximum	480 Seconds Maximum	s



NOTES:

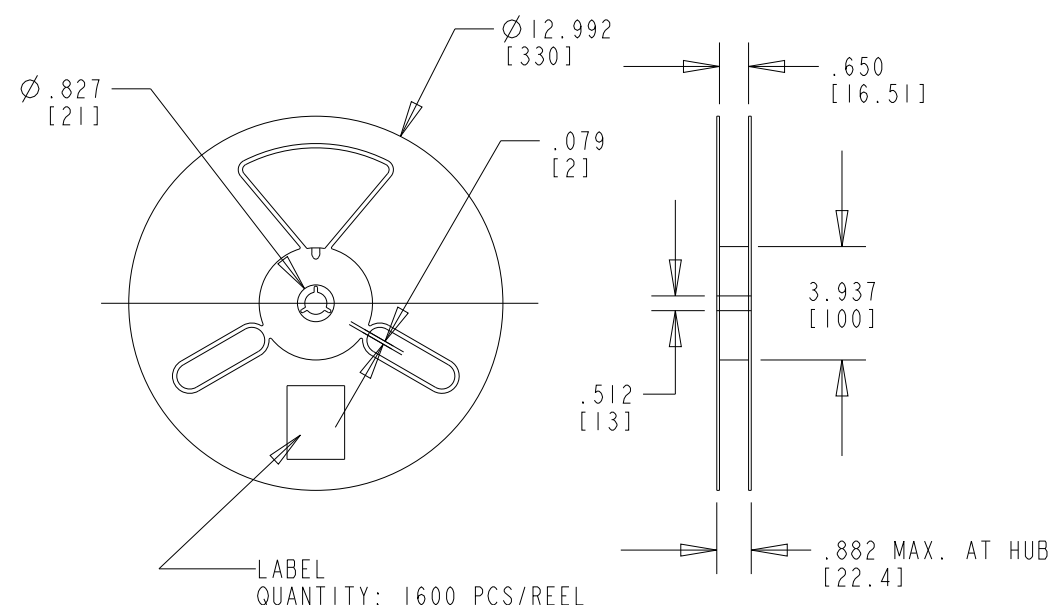
- MILLIMETER DIMENSIONS SHOWN FOR REFERENCE ONLY.
- PAD NUMBERS FOR REFERENCE ONLY, DESIGNATION NON-EXISTENT ON PART.
- STORAGE CONDITIONS FOR TAPED PRODUCT: RE-TAPING MAY BE NECESSARY FOR PRODUCT STORED MORE THAN TWELVE MONTHS.
- ORDER QUANTITY IS LED ASSEMBLIES, NOT REELS.
- 002F SUFFIX MEANS PARTS ARE PACKED ON A 20 PCS SAMPLE STRIP.
-007F SUFFIX MEANS PARTS ARE PACKED ON A 7 INCH REEL, 400 PCS/REEL.
-013F SUFFIX MEANS PARTS ARE PACKED ON A 13 INCH REEL, 1600 PCS/REEL.
- LENS MOVEMENT IN RELATIONSHIP TO THE HOUSING IS:
.009" T.I.R. VERTICALLY.
.007" T.I.R. HORIZONTALLY.
- FRONT AND REAR TERMINALS OF ASSEMBLY TO BE WITHIN .005 COPLANARITY.
- DIALIGHT PART NUMBER: 591-3001-002F, 591-3001-007F, 591-3001-013F
- DEVICE HAS A MOISTURE SENSITIVITY LEVEL "2" CAUTION LABEL APPLIED AS PER JEDEC STD. 033
- THIS PRODUCT IS Pb FREE. IT IS IN COMPLIANCE WITH THE DIRECTIVE 2002/95/EC (RoHS) AND DOES NOT CONTAIN ANY OF THE BANNED SUBSTANCES Pb, Cd, MERCURY, HEXAVALENT CHROMIUM OR FLAME RETARDANTS (PBB, PBDE)

TAPING SPECIFICATION

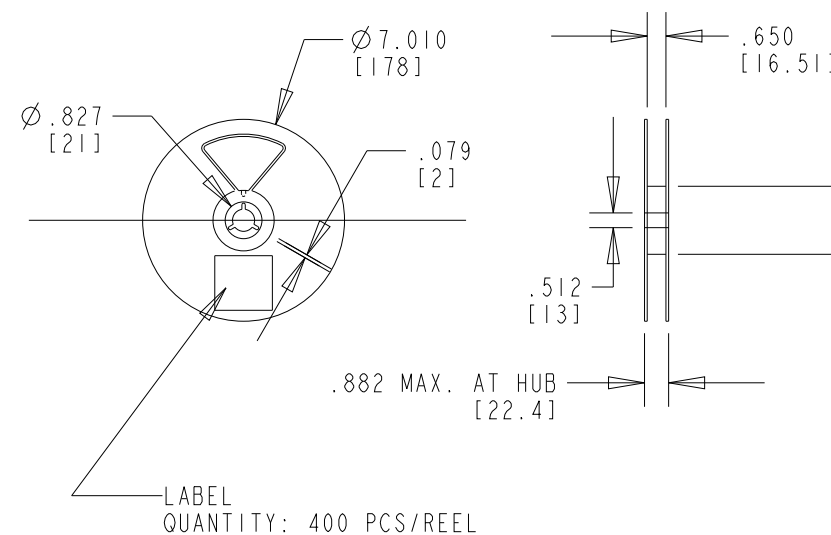


TOLERANCE: .004 UNLESS OTHERWISE SPECIFIED.
MILLIMETER DIMENSIONS SHOWN FOR REFERENCE ONLY.

REEL SPECIFICATION



13 INCH DIA. REEL SPECIFICATIONS



7 INCH DIA. REEL SPECIFICATIONS

THIS DRAWING AND THE CONTENTS HEREIN ARE CONFIDENTIAL AND THE SOLE PROPERTY OF DIALIGHT CORP. REPRODUCTION OF THIS DRAWING OR CONSTRUCTION OF ANY PARTS WITHIN THIS DRAWING ARE FORBIDDEN WITHOUT THE WRITTEN CONSENT OF DIALIGHT CORP.		
SCALE: DRAWING SCALE	DRAWING NUMBER	REV
ALL DIM'S IN: INCHES (MM)	C-17245	D
TOLERANCES: UNLESS OTHERWISE SPECIFIED	TITLE	MATERIAL
FRACTIONS: ±1/64	RoHS COMPLIANT 591-3001-002F, -007F, -013F	
DECIMALS (.XX): ±.01		
DECIMALS (.XXX): ±.005		
DECIMALS (.XXXX): ±.0005		
ANGLES: ±1°		
FINISH		
FSCM 83330	1501 ROUTE 34 SOUTH, FARMINGDALE, NJ 07727 (732) 919-3119 www.dialight.com	
SHEET 1 OF 1	FAMILY TABLE:	