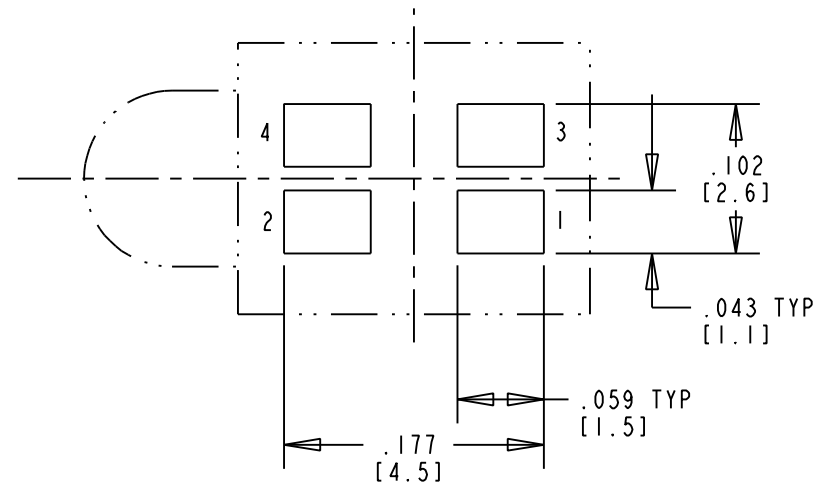


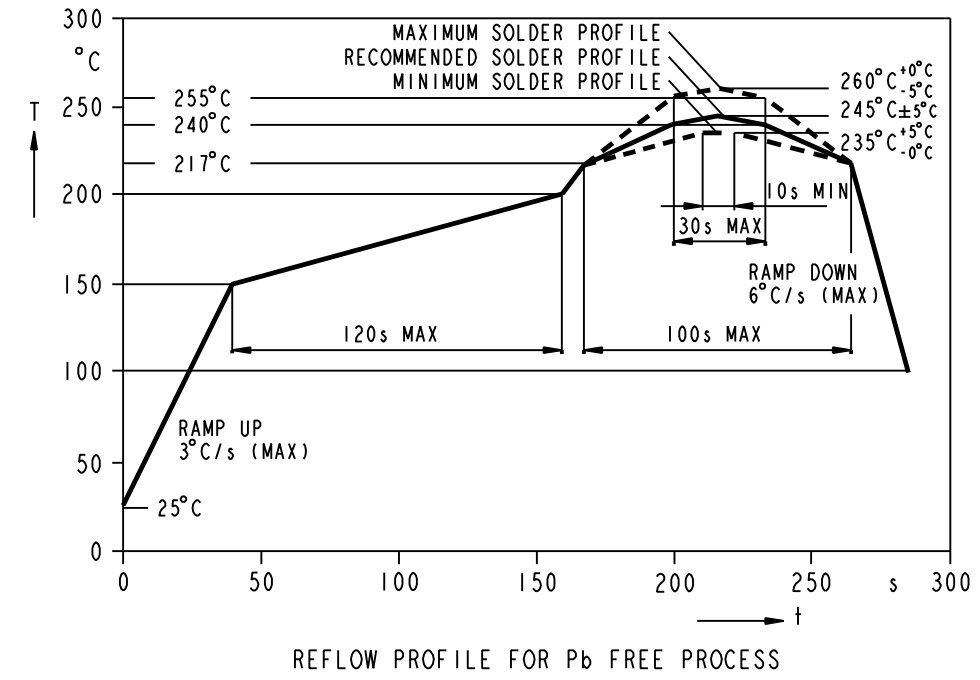
BI-COLOR OPERATING CHARACTERISTICS AT T _A = 25 °C AMBIENT																			
DIALIGHT P/N	COLOR	I _F (mA)	FORWARD VOLTAGE (V)			LUMINOUS INTENSITY (mcd)			REVERSE CURRENT (μA)		PEAK WAVELENGTH (nm)		DOMINANT WAVELENGTH (nm)		REVISIONS				
			TYP.	MAX.	MIN.	TYP.	MAX.	TYP.	MAX.	TYP.	MIN.	TYP.	MAX.	REV.	ECN.	DRN.	DATE		
591-3101-002F	YELLOW GREEN	10	2.0	2.5	4.5	11.3	18.0	.01	10	586	572	584	590	596	576	D	---	Y1S	2-19-03
591-3101-007F	YELLOW GREEN	10	2.0	2.5	4.5	11.3	18.0	.01	10	586	572	584	590	596	576	E	---	Y1S	2-19-03
591-3101-013F	YELLOW GREEN	10	2.0	2.5	4.5	11.3	18.0	.01	10	586	572	584	590	596	576	C	---	Y1S	2-19-03

REV.	ECN NO.	REVISIONS	DRN.	CKD.	APP.	DATE
A	---	NEW RELEASE	TWC			

ABSOLUTE MAXIMUM RATING AT 25°C AMBIENT	591-3101-XXX			UNITS
	002 YELLOW GREEN	007 YELLOW GREEN	013 YELLOW GREEN	
POWER CONSUMPTION	95			mW
CONTINUOUS FORWARD CURRENT	30			mA
REVERSE VOLTAGE	5			V
OPERATING TEMPERATURE	-40 TO +100			°C
STORAGE TEMPERATURE				

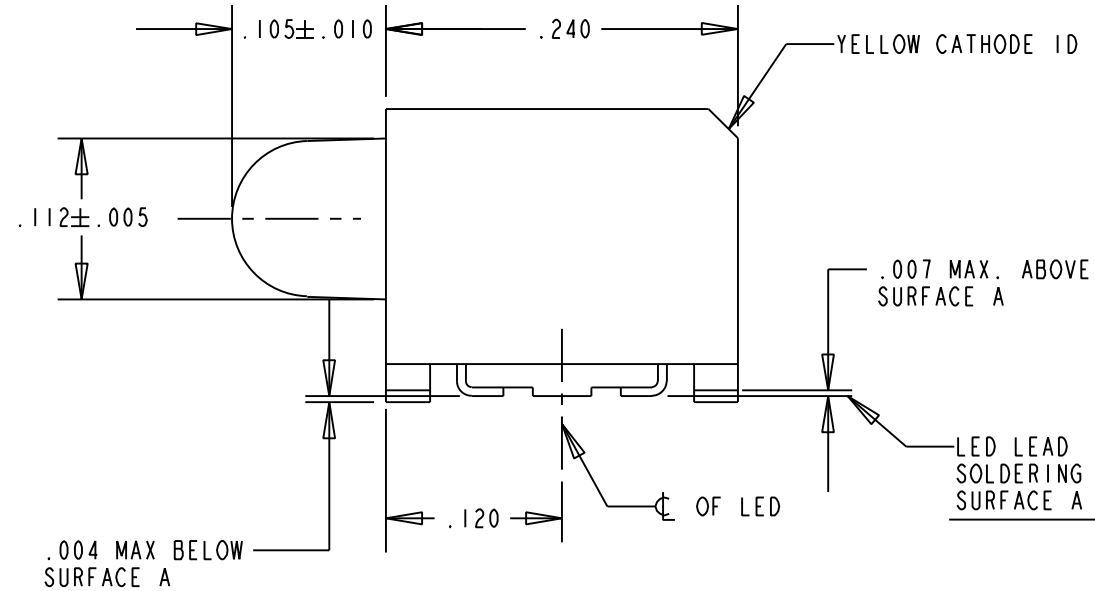
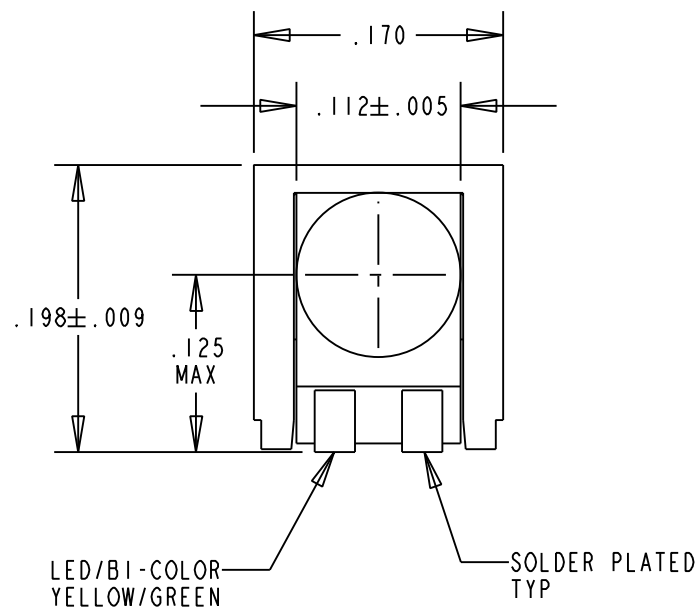


COMPONENT SIDE
RECOMMENDED PC BOARD LAND PATTERN
(DIM'S ± .004)

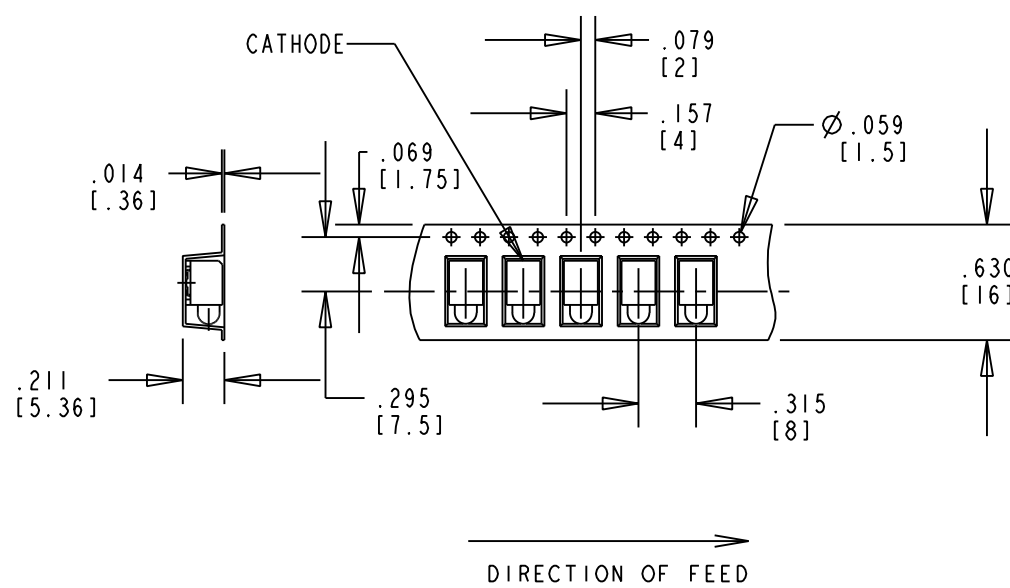


NOTES:

- MILLIMETER DIMENSIONS SHOWN FOR REFERENCE ONLY.
- PAD NUMBERS FOR REFERENCE ONLY. DESIGNATION NON-EXISTENT ON PART.
- STORAGE CONDITIONS FOR TAPED PRODUCT: RE-TAPING MAY BE NECESSARY FOR PRODUCT STORED MORE THAN TWELVE MONTHS.
- LEADS: TIN (Sn) OVER NICKEL (Ni)
- ORDER QUANTITY IS LED ASSEMBLIES. NOT REELS.
- 002F SUFFIX MEANS PARTS ARE PACKED ON A 20 PCS SAMPLE STRIP.
-007F SUFFIX MEANS PARTS ARE PACKED ON 7 INCH REEL, 400 PCS/REEL.
-013F SUFFIX MEANS PARTS ARE PACKED ON A 13 INCH REEL. 1600 PCS/REEL.
- LENS MOVEMENT IN RELATIONSHIP TO THE HOUSING IS:
.009" T.I.R. VERTICALLY.
.007" T.I.R. HORIZONTALLY.
- FRONT AND REAR TERMINALS OF ASSEMBLY TO BE WITHIN .005 COPLANARITY.
- DIALIGHT PART NUMBER: 591-3101-002F, 591-3101-007F, 591-3101-013F.
- DEVICE HAS A MOISTURE SENSITIVITY LEVEL "2" CAUTION LABEL APPLIED AS PER JEDEC STD. 033.
- THIS PRODUCT IS RoHS COMPLIANT (Pb FREE). EACH BAG AND REEL IS MARKED WITH RoHS COMPLIANT LABEL 9100-117-0852-99 OR EQUIVALENT MARKINGS.

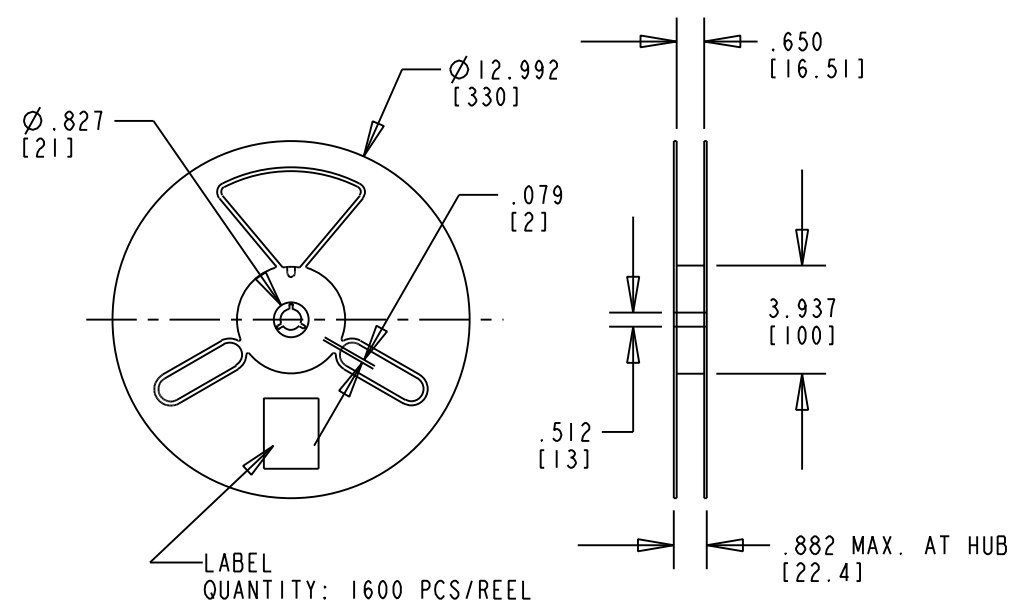


TAPING SPECIFICATION

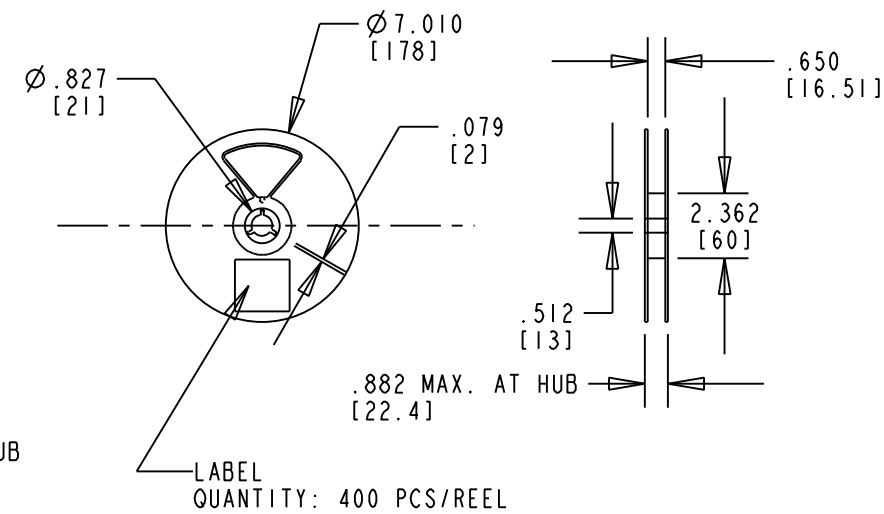


TOLERANCE: .004 UNLESS OTHERWISE SPECIFIED.
MILLIMETER DIMENSIONS SHOWN FOR REFERENCE ONLY.

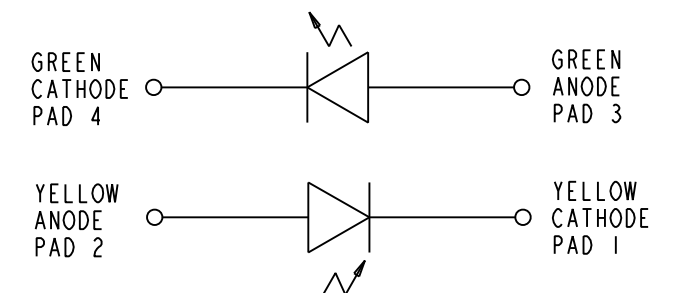
REEL SPECIFICATION



13 INCH DIA. REEL SPECIFICATIONS



7 INCH DIA. REEL SPECIFICATIONS



THIS DRAWING AND THE CONTENTS HEREIN ARE CONFIDENTIAL AND THE SOLE PROPERTY OF DIALIGHT. REPRODUCTION OF THIS DRAWING OR CONSTRUCTION OF ANY PARTS WITHIN THIS DRAWING ARE FORBIDDEN WITHOUT THE WRITTEN CONSENT OF DIALIGHT.

SCALE: DRAWING SCALE	DRAWING NUMBER	REV
ALL DIM'S IN: INCHES (MM)	C-17259	A
TOLERANCES: UNLESS OTHERWISE SPECIFIED	TITLE	MATERIAL
FRACTIONS: ±1/64	3mm PRISM SMT RoHS COMPLIANT CBI	
DECIMALS (.XX): ±.01		
DECIMALS (.XXX): ±.005		
DECIMALS (.XXXX): ±.0005		
ANGLES: ±1°		
FINISH:	Dialight	1501 ROUTE 34 SOUTH FARMINGDALE, NJ 07727
FSCM 83330	SHEET 1 OF 1	FAMILY TABLE: