

1) position of center of gravity

All dimensions are in mm; tolerances according to ISO 2768 m-H  
 Y = Part number has to be accomplished by codification

Bereich / range	Maße / dimensions (mm)			
	0 bis/to 0.5	0.5 bis/to 3	3 bis/to 6	6 bis/to 30
Toleranz / Tolerance (mm)	± 0.05 *)	± 0.1	± 0.1	± 0.2

\*) Angabe abweichend zu / Indication deviant to DIN ISO 2768 m-H

**Interface**

According to ISO 20860-1, USCAR 17

**Documents**

PCB layout MB\_281  
 Tape and reel packaging VG161.40000

FAKRA-HF

RIGHT ANGLE PLUG  
FOR PCB

**59S21B-40MT5-Y**

**Material and plating**

**Connector parts**

Center contact  
Outer contact  
Dielectric  
Housing


**Material**

Brass  
Zinc alloy  
HTN  
HTN

**Plating**

AuroDur®  
Tin, 2-6 µm

**Electrical data**

Impedance 50 Ω   
Frequency DC to 6 GHz  
Return loss ≥ 26 dB, DC to 1 GHz  
Insertion loss ≤ 0.1 x √f(GHz)dB  
Insulation resistance ≥ 1 x10<sup>3</sup> MΩ  
Center contact resistance ≤ 5 mΩ  
Outer contact resistance ≤ 5 mΩ  
Test voltage 750 V rms  
Working voltage 335 V rms  
Power current ≤ 1 A DC

- Connector only, VSWR in application depends decisive on PCB layout -

**Mechanical data**

Mating cycles ≥ 25  
Engagement force ≤ 25 N  
Disengagement force ≥ 2 N  
Retention force latch ≥ 110 N  
Coding efficiency ≥ 40 N

**Environmental data**

Temperature range -40°C to +105°C  
Thermal shock DIN 72594-2 clause 8.2  
Temperature and humidity DIN 72594-2 clause 8.3  
Vibration and mechanical shock DIN 72594-2 clause 8.1  
Dry heat DIN 72594-2 clause 8.4  
Soldering profile acc. to IEC 60068-2-58 group3&4  
RoHS compliant

**Tooling**

N/A

**Packing**














Standard 50 pcs in blister, 400 pcs in tape & reel  
Weight 4,7 g/pce

Dieses Dokument ist urheberrechtlich geschützt • This document is protected by copyright • Rosenberger Hochfrequenztechnik GmbH & Co. KG

RF\_35/09.14/6.2

**Coding**

Part Number has to be accomplished by codification

Coding	Color	RAL	Part-Number
 A	black	sim. 9005	59S21B-40MT5-A
 B	white	sim. 9001	59S21B-40MT5-B
 C	blue	sim. 5005	59S21B-40MT5-C
 D	bordeauxviolet	sim. 4004	59S21B-40MT5-D
 E	green	sim. 6002	59S21B-40MT5-E
 F	brown	sim. 8011	59S21B-40MT5-F
 G	grey	sim. 7031	59S21B-40MT5-G
 H	violet	sim. 4003	59S21B-40MT5-H
 I	beige	sim. 1001	59S21B-40MT5-I
 K	curry	sim. 1027	59S21B-40MT5-K
 L	carmine-red	sim. 3002	59S21B-40MT5-L
 M	pastel-orange	sim. 2003	59S21B-40MT5-M
 N	white-green	sim. 6019	59S21B-40MT5-N
 Z	waterblue	sim. 5021	59S21B-40MT5-Z

