

All dimensions are in mm; tolerances according to ISO 2768 m-H

**Interface**

According to ISO 20860-1

**Documents**

PCB layout MB\_355; MB\_172  
Tape & reel packaging VG255.43000

**Material and plating**

**Connector parts**

Center contact  
Outer contact  
Dielectric  
Housing

**Material**

Brass  
Zinc alloy  
HTN  
HTN

**Plating**

AuroDur®, gold plated  
Tin, 2-5 µm, over Nickel 1-5µm

Dieses Dokument ist urheberrechtlich geschützt • This document is protected by copyright • Rosenberger Hochfrequenztechnik GmbH & Co. KG

RF\_35/05:10/6.0

**Electrical data**

Impedance	50 Ω
Frequency	DC to 6 GHz
Return loss	≥ 26 dB, DC to 1 GHz
Insertion loss	≤ 0.1 x $\sqrt{f(\text{GHz})}$ dB
Insulation resistance	≥ 1x10 <sup>3</sup> MΩ
Center contact resistance	≤ 5 mΩ
Outer contact resistance	≤ 5 mΩ
Test voltage	750 V rms
Working voltage	335 V rms
Power current	≤ 1 A DC

- Connector only, VSWR in application depends decisive on PCB layout –

**Mechanical data**

Mating cycles	≥ 25
Engagement force	≤ 25 N
Disengagement force	≥ 2 N
Retention force latch	≥ 110 N
Coding efficiency	≥ 40 N

- Mechanical data are valid 48h from the end of the soldering process –

**Environmental data**

Temperature range	-40°C to +105°C
Thermal shock	DIN 72594-2 clause 8.2
Temperature and humidity	DIN 72594-2 clause 8.3
Vibration and mechanical shock	DIN 72594-2 clause 8.1
Dry heat	DIN 72594-2 clause 8.4
Soldering profile	acc. IEC 60068-2-58 Group 3&4
Storage temperature range	0 – 23°C
Humidity range	max. 50%
RoHS	compliant

**Tooling**

N/A

**Packing**















Standard	430 pcs in tape & reel
Weight	2,4 g/pce

Dieses Dokument ist urheberrechtlich geschützt • This document is protected by copyright • Rosenberger Hochfrequenztechnik GmbH & Co. KG

RF\_35/05:10/6.0

**Coding**

Part Number has to be accomplished by codification

Coding	Color	RAL	Part-Number
 A	black	sim. 9005	59S2AQ-40MT5-A_1
 B	white	sim. 9001	59S2AQ -40MT5-B_1
 C	blue	sim. 5005	59S2AQ -40MT5-C_1
 D	bordeauxviolet	sim. 4004	59S2AQ -40MT5-D_1
 E	green	sim. 6002	59S2AQ -40MT5-E_1
 F	brown	sim. 8011	59S2AQ -40MT5-F_1
 G	grey	sim. 7031	59S2AQ -40MT5-G_1
 H	violet	sim. 4003	59S2AQ -40MT5-H_1
 I	beige	sim. 1001	59S2AQ-40MT5-I_1
 K	curry	sim. 1027	59S2AQ-40MT5-K_1
 L	carmine-red	sim. 3002	59S2AQ-40MT5-L_1
 M	pastel-orange	sim. 2003	59S2AQ-40MT5-M_1
 N	white-green	sim. 6019	59S2AQ-40MT5-N_1
 Z	waterblue	sim. 5021	59S2AQ-40MT5-Z_1