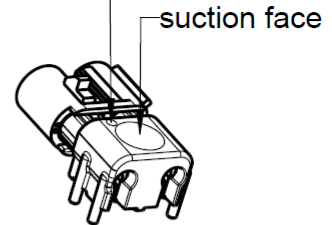
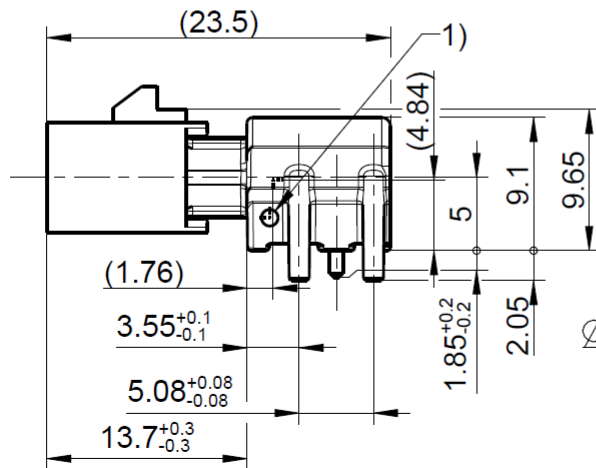


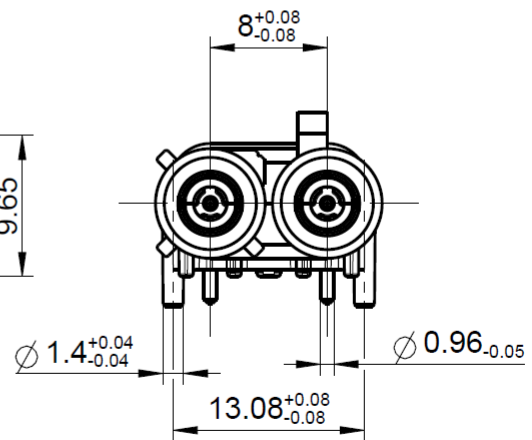
quality inspection marking



1:1



1) Center of gravity



All dimensions are in mm; tolerances according to ISO 2768 m-H
Y = Part number has to be accomplished by codification

Interface

According to ISO 20860-1, USCAR 17

Documents

PCB layout MB_447

Material and plating

Connector parts

Center contact	Brass
Outer contact	Zinc alloy
Dielectric	HTN
Housing	HTN

Plating

AuroDur®, gold plated
Tin, 2-4 µm

Dieses Dokument ist urheberrechtlich geschützt • This document is protected by copyright • Rosenberger Hochfrequenztechnik GmbH & Co. KG

RF_35/09.14/6.2

Electrical data

Impedance	50 Ω
Frequency	DC to 6GHz
Return loss measured on 50Ω footprint	≥ 24dB (DC to 2,4GHz) ≥ 16dB (2,4GHz to 4GHz) ≥ 13dB (4GHz to 6GHz)
Insertion loss	≤ 0.1 x √f(GHz) dB
Insulation resistance	≥ 1x10 ³ MΩ
Center contact resistance	≤ 5 mΩ
Outer contact resistance	≤ 5 mΩ
Test voltage	750 V rms
Working voltage	335 V rms
Power current	≤ 1 A DC

- Connector only, VSWR in application depends decisive on PCB layout -

Mechanical data

Mating cycles	≥ 25
Engagement force	≤ 40 N
Disengagement force	≥ 2 N
Retention force plastic housing	≥ 110 N
Coding efficiency	≥ 40 N

Environmental data

Temperature range	-40°C to 105°C
Thermal shock	DIN 72594-2 – Test group 8.2
Temperature and humidity	DIN 72594-2 – Test group 8.3
Vibration and mechanical shock	DIN 72594-2 – Test group 8.1
Dry heat	DIN 72594-2 – Test group 8.4
Soldering profile	tbd
RoHS	compliant

Tooling

N/A

Packing

Standard	200 pcs in tape and reel
Weight	6.65 g/pce

Dieses Dokument ist urheberrechtlich geschützt • This document is protected by copyright • Rosenberger Hochfrequenztechnik GmbH & Co. KG

RF_35/09.14/6.2