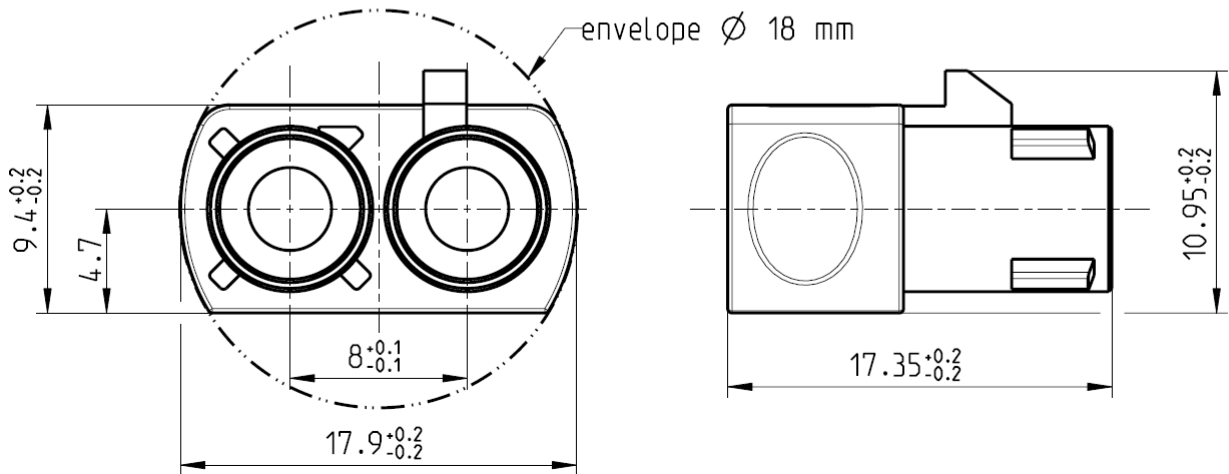


cavity marking
view from the bottom



All dimensions are in mm; tolerances according to ISO 2768 m-H
Y = Part number has to be accomplished by codification

Interface

According to DIN 72594-1, USCAR 17

Material and plating

Connector parts

Housing Material PBT GF23

Mechanical data

Mating cycles ≥ 25
Retention force latch ≥ 110 N
Retention force primary lock ≥ 110 N
Coding efficiency ≥ 40 N

Dieses Dokument ist urheberrechtlich geschützt • This document is protected by copyright • Rosenberger Hochfrequenztechnik GmbH & Co. KG

RF_35/05.10/6.0

Environmental data

Temperature range	-40° C to +105° C
Thermal shock	DIN 72594-2 clause 8.2
Temperature and humidity	DIN 72594-2 clause 8.3
Vibration and mechanical shock	DIN 72594-2 clause 8.1
Dry heat	DIN 72594-2 clause 8.4
RoHS	compliant

Application

Applicable e.g. for following connectors: 59S10E-1xx *; 59S10L-1xx *; 59S10O-1xx *; 59S16A-1xx *

*-xx for all available cable variations


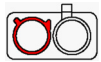


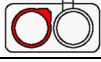






Packing

Standard 1500 pcs in reusable container
500 pcs in box

Weight 1.12 g/pce (d)

Coding

Part Number has to be accomplished by codification

Coding	Color	RAL	Part-Number
 A	black	sim. 9005	59Z065-000_A
 B	white	sim. 9001	59Z065-000_B
 C	blue	sim. 5005	59Z065-000_C
 D	bordeauxviolet	sim. 4004	59Z065-000_D
 E	green	sim. 6002	59Z065-000_E
 F	brown	sim. 8011	59Z065-000_F
 G	grey	sim. 7031	59Z065-000_G
 H	violet	sim. 4003	59Z065-000_H
 I	beige	sim. 1001	59Z065-000_I
 K	curry	sim. 1027	59Z065-000_K
 Z	waterblue	sim. 5021	59Z065-000_Z

(e)

(e)