

All dimensions are in mm; tolerances according to ISO 2768 m-H
Y = Part number has to be accomplished by codification

Interface and coding

According to DIN 72594-1

Material

Housing PBT GF20
Secondary Lock PPE

Mechanical data

Mating cycles \geq 25
Retention force latch \geq 110 N
Coding efficiency \geq 40 N

Environmental data

Temperature range	-40°C to +105°C
Thermal shock	DIN 72594-2 clause 6.2
Temperature and humidity	DIN 72594-2 clause 6.3
Vibration and mechanical shock	DIN 72594-2 clause 6.1
Dry heat	DIN 72594-2 clause 6.4
2002/95/EC (RoHS)	compliant

Application

Applicable e.g. for following connectors: 59K23B-1xx *; 59K28A-1xx *; 59K28H-1xx*












* xx -for all available cable variations

Packing

Standard	500 pcs in box; 2500 pcs in reusable container
Weight	0.88 g/pce

Coding

Part Number has to be accomplished by codification

Coding	Color	RAL	Part-Number
 A	black	sim. 9005	59Z066-L00_A
 B	white	sim. 9001	59Z066-L00_B
 C	blue	sim. 5005	59Z066-L00_C
 D	bordeauxviolet	sim. 4004	59Z066-L00_D
 E	green	sim. 6002	59Z066-L00_E
 F	brown	sim. 8011	59Z066-L00_F
 G	grey	sim. 7031	59Z066-L00_G
 H	violet	sim. 4003	59Z066-L00_H
 I	beige	sim. 1001	59Z066-L00_I
 K	curry	sim. 1027	59Z066-L00_K
 Z	waterblue	sim. 5021	59Z066-L00_Z
	traffic purple	sim. 4006	secondary lock

While the information has been carefully compiled to the best of our knowledge, nothing is intended as representation or warranty on our part and no statement herein shall be construed as recommendation to infringe existing patents. In the effort to improve our products, we reserve the right to make changes judged to be necessary.

Draft	Date	Approved	Date	Rev.	Engineering change number	Name	Date
Denis Oberhöller	31/03/05	Bredbeck	19/07/11	f00	11-0590	M. Pemwieser	19/07/11