

All dimensions are in mm; tolerances according to ISO 2768 m-H
 Y = Part number has to be accomplished by codification

Interface

According to DIN 72594-1

Material

Housing PBT-GF20
 Secondary Lock PBT-GF10

Mechanical data

Mating cycles ≥ 25
 Retention force latch ≥ 110 N
 Retention force primary lock ≥ 80 N
 Retention force secondary lock ≥ 60 N
 Coding efficiency ≥ 40 N

Environmental data

Temperature range	-40°C to +105°C
Thermal shock	DIN 72594-2 clause 8.2
Temperature and humidity	DIN 72594-2 clause 8.3
Vibration and mechanical shock	DIN 72594-2 clause 8.1
Dry heat	DIN 72594-2 clause 8.4
RoHS	compliant

Application

Applicable e.g. for following connectors: 59S10E-1xx^{*1)}, 59S10L-1xx^{*1)}, 59S10O-1xx^{*1)}, 59S16A-1xx^{*1)},















^{*1)} -xx for all available cable variations

Packing

Standard	500 pcs in box; 1500 pcs in box (C)
Weight	1.21 g/pce

Coding

Part Number has to be accomplished by codification

Coding	Color	RAL	RT-Part-Number
 A	black	sim. 9005	59Z114-000-A
 B	white	sim. 9001	59Z114-000-B
 C	blue	sim. 5005	59Z114-000-C
 D	bordeauxviolet	sim. 4004	59Z114-000-D
 E	green	sim. 6002	59Z114-000-E
 F	brown	sim. 8011	59Z114-000-F
 G	grey	sim. 7031	59Z114-000-G
 H	violet	sim. 4003	59Z114-000-H
 I	beige	sim. 1001	59Z114-000-I
 K	curry	sim. 1027	59Z114-000-K
 L	carmine red	sim. 3002	59Z114-000-L ^{*2)}
 M	pastel orange	sim. 2003	59Z114-000-M ^{*2)}
 N	pastel green	sim. 6019	59Z114-000-N ^{*2)}
 Z	waterblue	sim. 5021	59Z114-000-Z
	traffic purple	sim. 4006	secondary lock

^{*2)} on request