

Plastic-bodied interlocking safety switch

**SKC
SK**

Protection class IP 65



Designation
Part number
 Circuit diagram
 ⊕ Forced disconnect to IEC 947-5-1 chapter 3
 Za: not galvanically separated contacts
 Zb: galvanically separated contacts
 Slow make & break/snap-action
 Internal seal (iw)/external seal (w)

SKC-A1Z M
601.6169.039

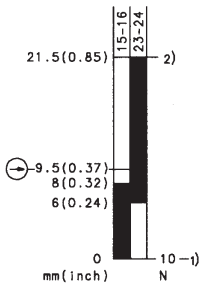
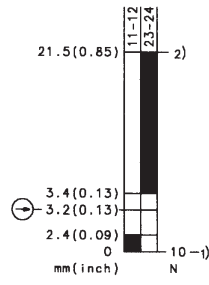
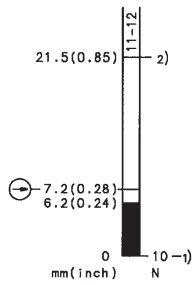
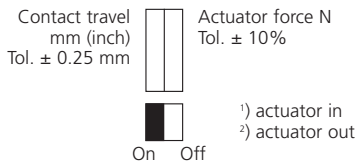
 ⊕ Zb
 ●/-
 iw

SK-U1Z M
601.6119.016

 ⊕ Zb
 ●/-
 iw

SK-UV1Z M
601.6139.034

 ⊕ Zb
 ●/-
 iw



Voltage max.
 Permanent current max.
 In-rush current complies with standards
 IEC 947-5-1 AC 15/DC 13
 Switching frequency max.
 Mechanical life – number of switching actions
 Operating temperature min./max.

500 V AC
 10 A
 ●
 30/min.
 1 x 10⁶
 -30 °C/+80 °C
 -22 °F/+176 °F

500 V AC
 10 A
 ●
 30/min.
 1 x 10⁶
 -30 °C/+80 °C
 -22 °F/+176 °F

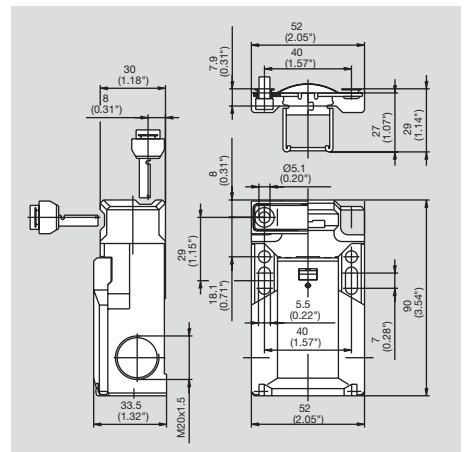
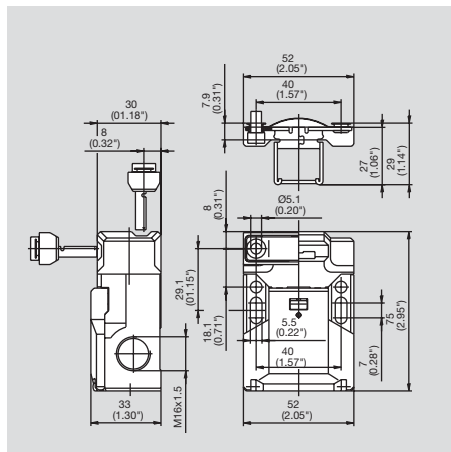
500 V AC
 10 A
 ●
 30/min.
 1 x 10⁶
 -30 °C/+80 °C
 -22 °F/+176 °F

Approvals
 Weight
 Delivery: ex-stock/built to order

BG, UL, CSA
 0.11 kg/0.24 lb
 ●/-

BG, UL, CSA
 0.13 kg/0.29 lb
 ●/-

All dimensions in mm (inch)



SK-UV15Z M	SK-UV16Z M	SK-A2Z M
601.6169.026	601.6169.027	601.6169.036
●/-	●/-	●/-
iw	iw	iw
400 V AC	400 V AC	500 V AC
6 A	6 A	10 A
●	●	●
30/min.	30/min.	30/min.
1 x 10 ⁶	1 x 10 ⁶	1 x 10 ⁶
-30 °C/+80 °C	-30 °C/+80 °C	-30 °C/+80 °C
-22 °F/+176 °F	-22 °F/+176 °F	-22 °F/+176 °F
BG, UL, CSA	BG, UL, CSA	BG, UL, CSA
0.13 kg/0.29 lb	0.13 kg/0.29 lb	0.13 kg/0.29 lb
●/-	●/-	●/-

Actuator selection table


SKC/SK

Safety switch
DIN EN 60947-5-1

- Forced disconnection of NC contacts
- Galvanically separated contacts according to Zb form

Approvals

- UL, CSA
- BG



Actuator M

- Metal
- Stainless steel



Actuator P

- Thermoplastic
- Polyamide

Standard models	Actuator retention force	Contact diagram
Single & double poles		
SKC-A1Z	10N	
SKC-A1Z F30	30N	
SKC-A1Z Fi100	100N	
SK-U1Z	10N	
SK-U1Z F30	30N	
SK-U1Z Fi100	100N	
SK-UV1Z	10N	
SK-UV1Z F30	30N	
SK-UV1Z Fi100	100N	
SK-A2Z	10N	
SK-A2Z F30	30N	
SK-A2Z Fi100	100N	
SK-SU1Z	10N	
SK-SU1Z F30	30N	
SK-SU1Z Fi100	100N	

Part number	Part number
Designation	Designation
601.6169.039	601.6169.054
SKC-A1Z M	SKC-A1Z P
○	○
601.6169.003	-
SKC-A1Z Fi100 M	
601.6119.016	601.6119.035
SK-U1Z M	SK-U1Z P
611.6119.109	○
SK-U1Z F30 M	
601.6119.001	-
SK-U1Z Fi100 M	
601.6139.034	○
SK-UV1Z M	○
○	○
○	-
601.6169.036	○
SK-A2Z M	
601.6169.053	○
SK-A2Z F30 M	
601.6169.024	-
SK-A2Z Fi100 M	
○	○
○	○
○	-

Standard models	Actuator retention force	Contact diagram
Three poles		
SK-UV15Z	10N	
SK-UV15Z F30	30N	
SK-UV15Z Fi100	100N	
SK-UV16Z	10N	
SK-UV16Z F30	30N	
SK-UV16Z Fi100	100N	

Part number	Part number
Designation	Designation
601.6169.026	○
SK-UV15Z M	
601.6169.061	○
SK-UV15Z F30 M	
601.6169.025	-
SK-UV15Z Fi100 M	
601.6169.027	○
SK-UV16Z M	○
○	○
○	-

○ Technically possible (on request)
- Not available