

SERIES 62C Concentric Shaft

FEATURES

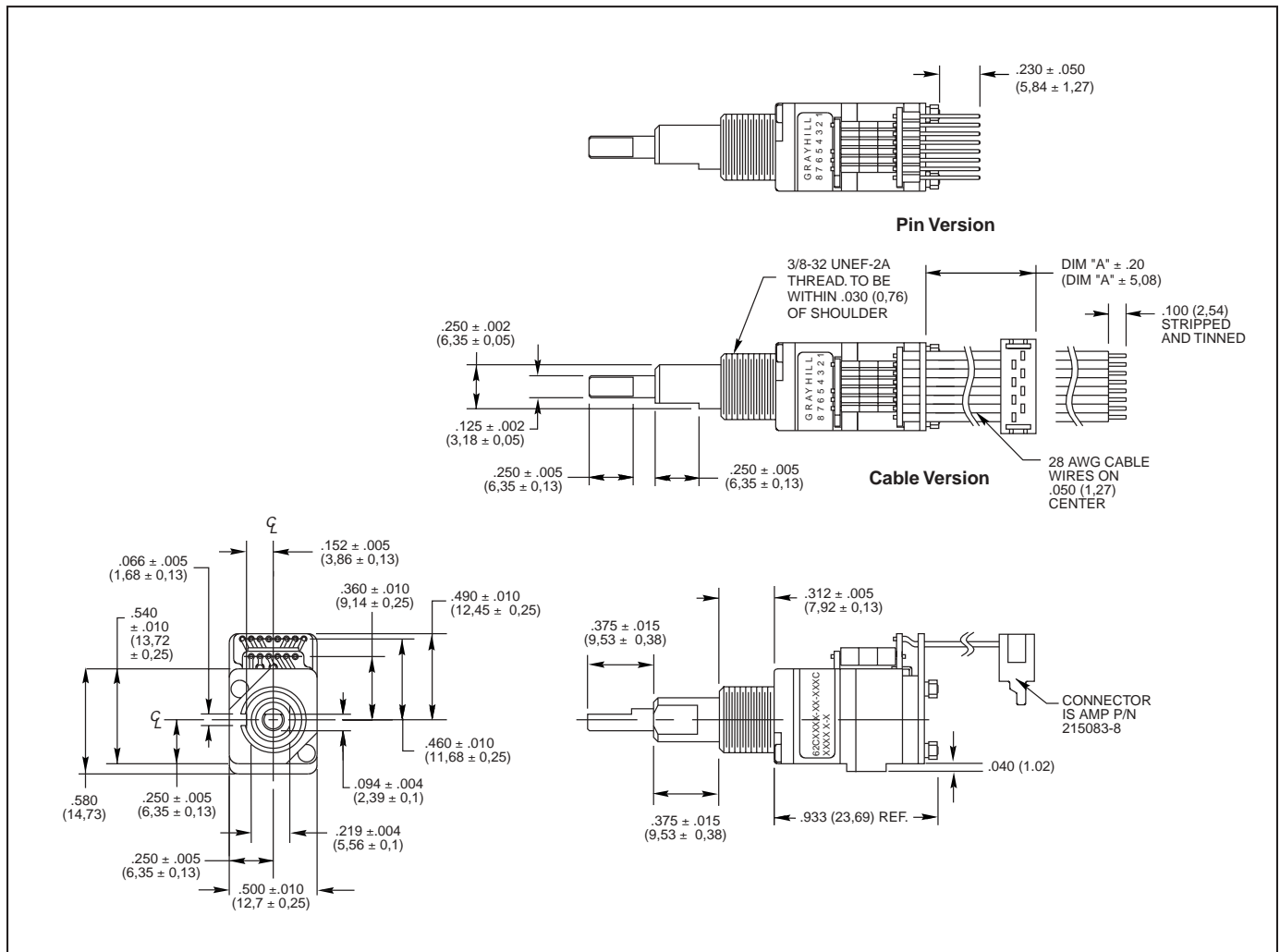
- Economical Size
- Combined Functionality
- Optically Coupled for More than a Million Cycles of Operations
- Optional Integral Pushbutton
- Compatible with CMOS, TTL, and HCMOS Logic
- Available with 12, 16, 24, and 32 Detent Positions for Each Code Section
- Choices of Cable Length and Terminations
- Available in 3.3 Volt Input.
(Contact Grayhill for details)

APPLICATIONS

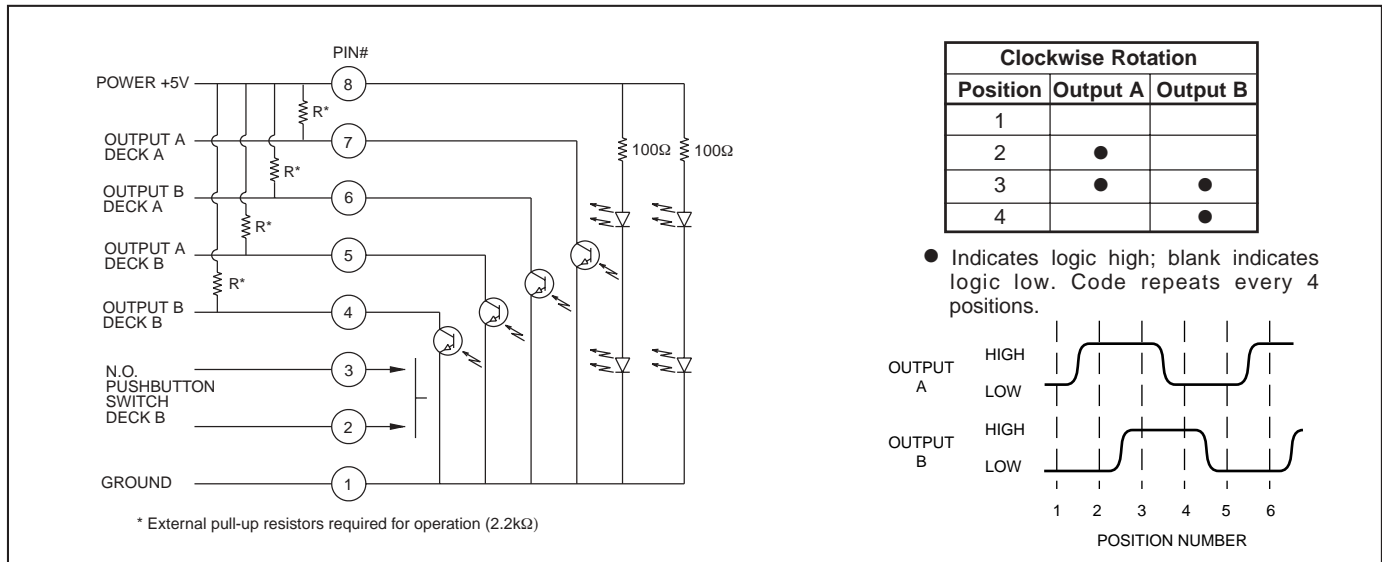
- Used to Set Radio Frequency, Drill Depth, RPM, Menu Selection, Parameter Selection for Patient Monitoring Devices, etc.



DIMENSIONS In inches (and millimeters)



CIRCUITRY, TRUTH TABLE AND WAVEFORM: Standard Quadrature 2-Bit Code



SPECIFICATIONS

Pushbutton Switch Ratings

- Rating:** 5 Vdc, 10 mA, resistive
- Contact Resistance:** less than 10 ohms (TTL or CMOS compatible)
- Voltage Breakdown:** 250 Vac between mutually insulated parts
- Contact Bounce:** less than 4 mS at make, less than 10 mS at break
- Actuation Life:** 3,000,000 operations
- Actuation Force:** 1000 ± 300 grams

- Rotational Life:** more than 1,000,000 cycles of operation (1 cycle = 360° rotation and return)
- Shaft Push Out Force:** 45 lbs minimum
- Mounting Torque:** 15 in-lbs maximum
- Operating Speed:** 100 RPM maximum
- Axial Shaft Play:** .010 maximum for each shaft

Materials and Finishes

- Bushing:** Zinc casting
- Shaft:** Aluminum
- Shaft Retaining Ring:** Stainless steel
- Detent Spring:** Stainless steel
- Printed Circuit Board:** NEMA grade FR-4
- Terminals:** Brass, tin-plated
- Mounting Hardware:** One brass, nickel-plated nut and lockwasher supplied with each switch. (Nut is 0.094 inches thick by 0.562 inches across flats)
- Rotor:** Thermoplastic
- Code Housing:** Reinforced thermoplastic
- Pushbutton Dome:** Stainless steel
- Pushbutton Housing:** Thermoplastic
- Pushbutton Contact:** Brass, nickel-plated
- Dome Retaining Disk:** Thermoplastic
- Strain Relief:** Stainless steel
- Cable:** 28 AWG, stranded/top coated wire, PVC coated on .050 centers (cable version only)
- Header Pins:** Phosphor bronze, tin-plated
- Insulator:** Glass-filled polyester
- Spacer:** Zinc casting

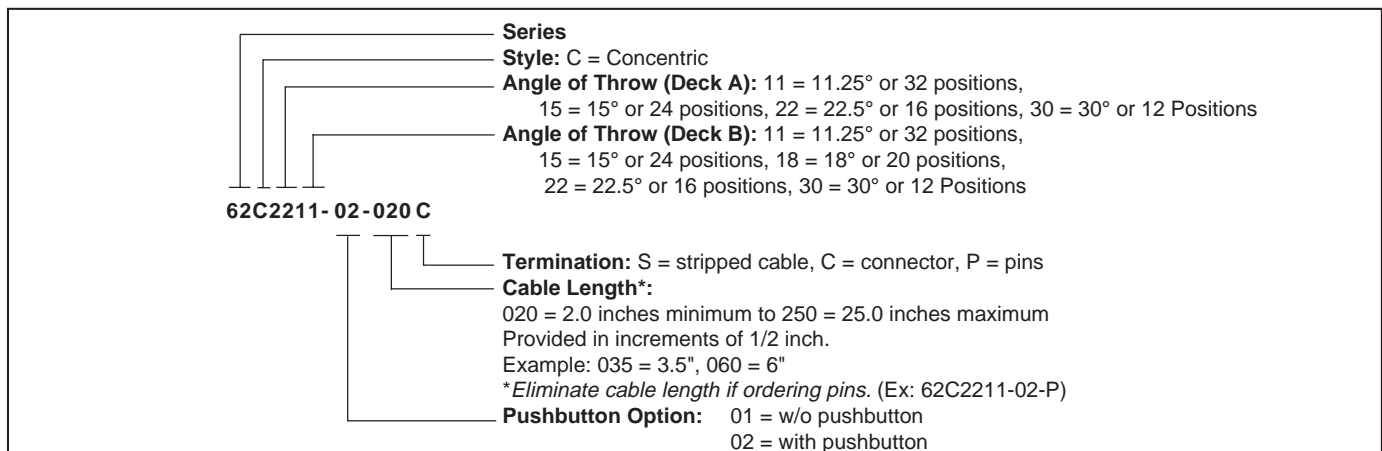
Encoder Ratings

- Coding:** 2-bit quadrature coded output
- Operating Voltage:** 5 ± .25 Vdc
- Supply Current:** 50 mA maximum at 5 Vdc
- Logic High:** 3.8V minimum
- Logic Low:** 0.8V maximum
- Logic Rise and Fall Times:** less than 30 mS
- Operating Torque:** 2.0 in-oz ± 1.4 in-oz initially

Environmental Ratings

- Operating Temperature Range:** -40°C to 85°C
- Storage Temperature Range:** -55°C to 100°C
- Relative Humidity:** 90–95% at 40°C for 96 hours
- Vibration Resistance:** Harmonic motion with amplitude of 15g, within a varied 10 to 2000 Hz frequency for 12 hours per MIL-STD-202, Method 204
- Shock Resistance:** Test 1: Tested at 100g for 6 mS, half sine, 12.3 ft/s Test 2: 100g for 6 mS, sawtooth, 9.7 ft/s

ORDERING INFORMATION



Custom custom shaft, pushbutton actuation force and termination options are available. Control knobs available, see page I-57.

Available from your local Grayhill Distributor. For prices and discounts, contact a local Sales Office, an authorized local Distributor or Grayhill.