



Optical Encoders

SERIES 62H High Torque, Concentric Shaft

FEATURES

- High Rotational Torque Provides Positive Tactile Feedback
- Optically Coupled for More than a Million Cycles
- Optional Integral Pushbutton
- Compatible with CMOS, TTL and HCMOS Logic

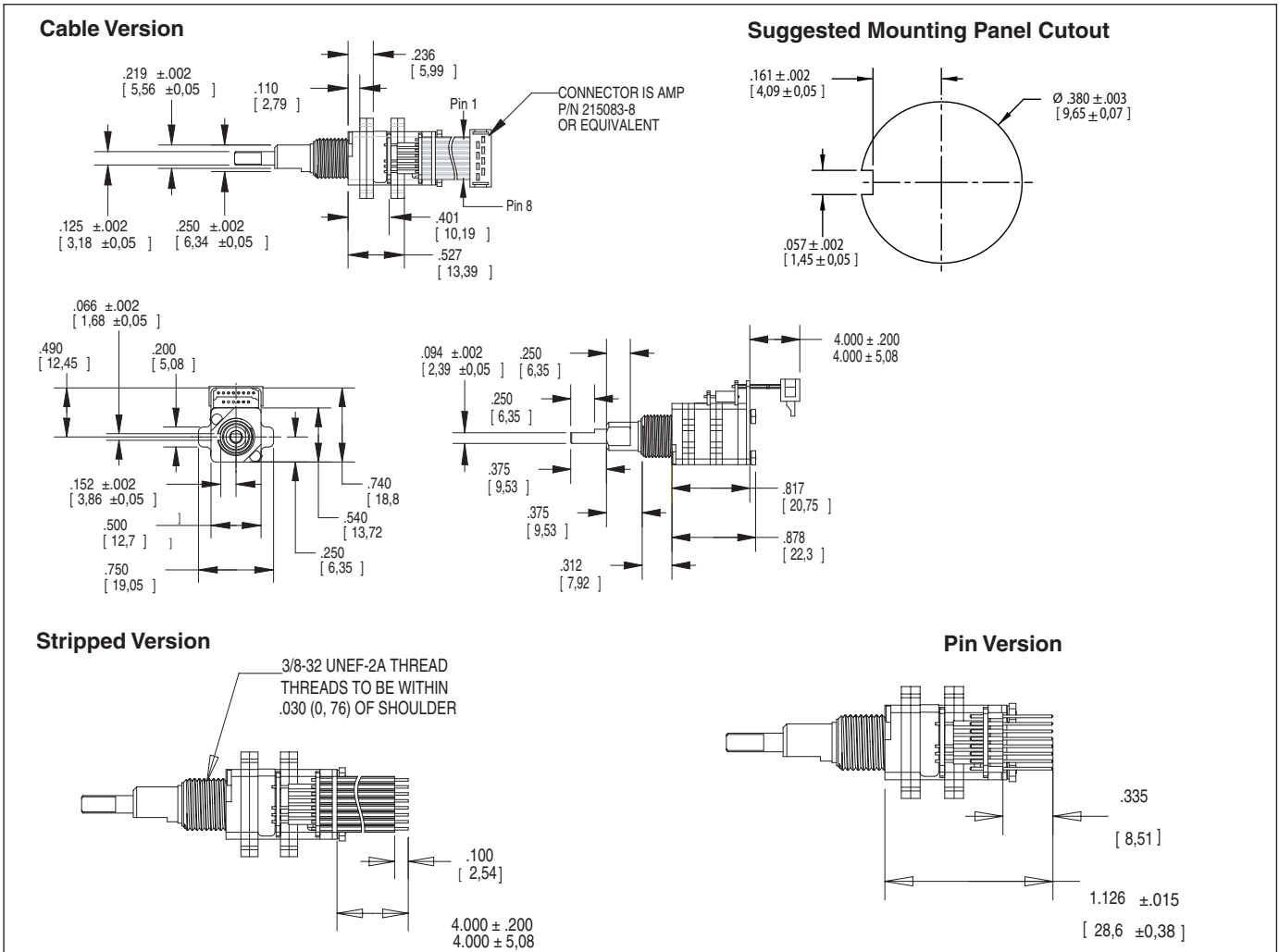
- Available in 8, 12 and 16 Detent Positions
- Choice of Cable Length and Terminations

APPLICATIONS

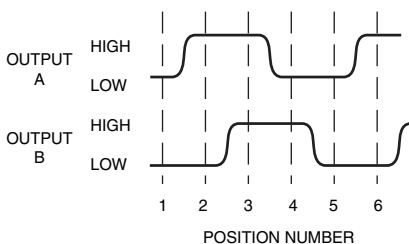
- Avionics



DIMENSIONS in inches (and millimeters)



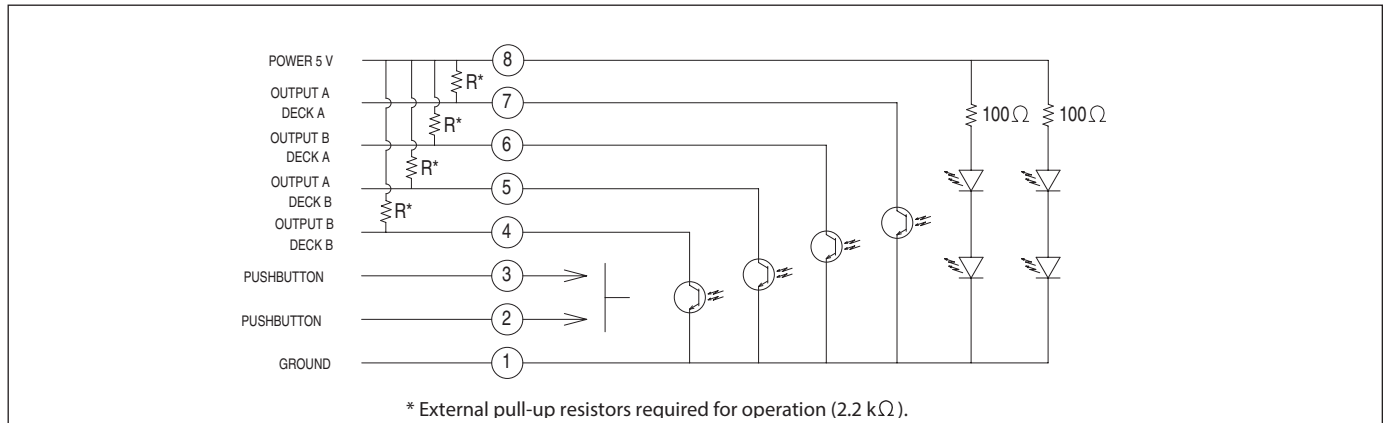
WAVEFORM AND TRUTH TABLE



Clockwise Rotation		
Position	Output A	Output B
1		
2	●	
3	●	●
4		●

● Indicates logic high; blank indicates logic low. Code repeats every 4 positions.

CIRCUITRY



SPECIFICATIONS

Pushbutton Switch Ratings

- Rating:** at 5 Vdc, 10 mA, resistive
- Contact Resistance:** less than 10 ohms (TTL or CMOS compatible)
- Pushbutton Life:** 3 million actuations minimum
- Voltage Breakdown:** 250 Vac between mutually insulated parts
- Contact Bounce:** less than 4 mS at make and less than 10 mS at break
- Actuation Force:** 1100 ±300g
- Shaft Travel:** .025±.010 inch

Encoder Ratings

- Coding:** 2-bit quadrature coded output
- Operating Voltage:** 5.0 ±.25 Vdc
- Supply Current:** 50 mA maximum@5.0 Vdc
- Logic Output Characteristics:**
- Logic High:** 3.0 Vdc minimum
- Logic Low:** 1.0 Vdc maximum
- Mechanical Life:** 1,000,000 cycles minimum (One cycle is a rotation through all positions and a full return)
- Minimum Sink Current:** 2.0 mA for 5 Vdc
- Power Consumption:** 150mW maximum
- Output:** open collector phototransistor
- Logic Rise and Fall Times:** less than 30 mS maximum

Operating Torque: 5.0 in-oz +/- 1.5 in-oz initial

Shaft Push Out Force: 45 lbs minimum

Mounting Torque: 15 in-lbs maximum

Terminal Strength: 15 lbs cable pull-out force minimum

Operating Speed: 100 RPM maximum

Environmental Ratings

Operating Temperature Range: -40°C to 85°C

Storage Temperature Range: -55°C to 100°C

Vibration Resistance: Harmonic motion with amplitude of 15G, within a varied 10 to 2000 Hz frequency for 12 hours

Mechanical Shock: Test 1: 100G, 6 mS, half sine, 12.3 ft/s; Test 2: 100G, 6 mS, sawtooth, 9.7 ft/s

Relative Humidity: 90–95% at 40°C for 96 hours

Materials and Finishes

- Shafts:** Stainless steel
- Bushing:** Zinc casting
- Mounting Hardware:** One brass, nickel-plated nut and zinc-plated spring steel with clear trivalent chromate finish lockwasher supplied with each switch. (Nut is 0.094 inches thick by 0.433 inches across flats)
- Flex Cable:** 28 AWG, stranded/top coated wire, PVC coated on .050 or .100" centers (cabled version)
- Header Pins:** Brass, tin-plated

This product series is ROHS Compliant.

Optical and Mechanical Encoders

ORDERING INFORMATION

Series

Style: H = High Torque, Concentric

Angle of Throw (Deck A): 45 = 45° or 8 positions, 30 = 30° or 12 positions, 22 = 22.5° or 16 positions

Angle of Throw (Deck B): 45 = 45° or 8 positions, 30 = 30° or 12 positions, 22 = 22.5° or 16 positions

Termination: S = stripped cable, C = connector, P = pins

Cable Termination: 040 = 4.0in. Cable is terminated with Amp Connector P/N 215083-8. See Amp Mateability Guide for mating connector details. *Eliminate cable length if ordering pins. (Ex: 62H2222-H9-P)

Pushbutton Option: 0 = w/o pushbutton, 9 = 1100g pushbutton

Rotational Torque: H = High Torque