

# 656 Series

## Molded Base PC Mount Fuse Block For 5x20mm Fuses



### Product Characteristics

<b>Compatible Fuse Size</b>	<b>5x20mm</b>
<b>Materials</b>	<b>Holder:</b> Black Thermoplastic UL94 V-0 <b>Metal Parts:</b> Tin plated copper alloy
<b>Electrical Data</b>	<b>Rated Voltage:</b> VDE 500 VAC UL 500 VAC/DC <b>Rated Current:</b> 30 A (UL)/10 A (VDE) <b>Rated Power Acceptance</b> (at ambient air temp 23 °C): - 4 W without cover - 4 W with 660 cover - 2.5 W with 659 cover
<b>Mounting</b>	656: Solder pins 0.4mmx1.1mm Ø 2.7mm screw hole may be used optionally
<b>Operating Temperature</b>	-40 °C to +85 °C
<b>Climatic Category</b>	40/085/21 according to IEC 60068-1
<b>Stock Conditions</b>	0 °C to 60 °C, at max. 70% relative humidity
<b>Vibration Resistance</b>	According to IEC 60068-2-6, Test Fc
<b>Contact Resistance</b>	<5 mΩ
<b>Dielectric Strength</b>	> 3 kV, 50 Hz, 1 min.
<b>Impulse withstand Voltage</b>	> 4 kV between life parts
<b>Insulation Resistance</b>	(500 V DC/1 min): >10 MΩ between live parts of different potentials 245 °C/3 sec. according to IEC 60068-2-20, Test Ta, method 1
<b>Solderability</b>	260 °C/10 sec. according to IEC 60068-2-20, test Tb method 1
<b>Soldering Heat Resistance</b>	260 °C/10 sec. according to IEC 60068-2-20, test Tb method 1
<b>Minimum Cross Section</b>	Conducting path - 0.2 mm <sup>2</sup>
<b>Torque/fixing screw</b>	Max. 0.3 Nm

**Note:** If used with covers, refer to [Fuseology](#) for information on proper fuse block re-rating.

### Additional Information



Resources  
658 Series



Accessories  
658 Series



Samples  
658 Series



Resources  
659 Series



Accessories  
659 Series



Samples  
659 Series



Resources  
660 Series



Accessories  
660 Series

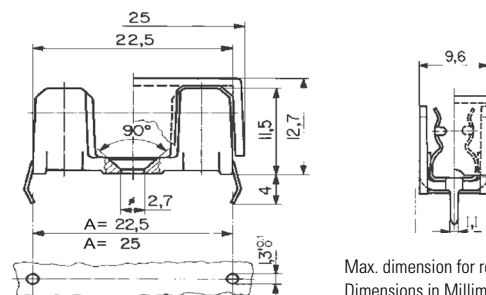


Samples  
660 Series

### Agency Approval

Agency	Agency File Number
	40056151
	E70164

### Dimensions



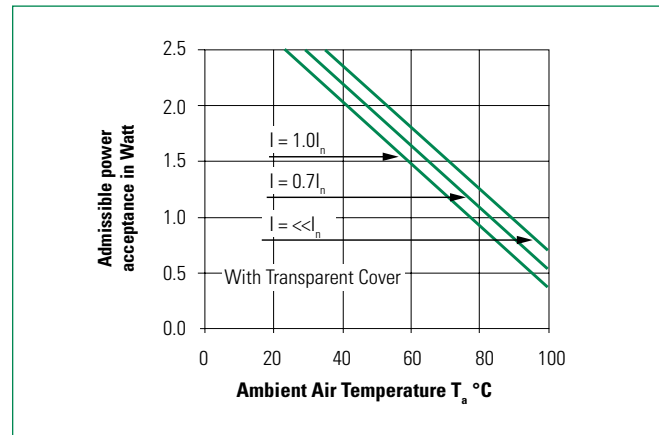
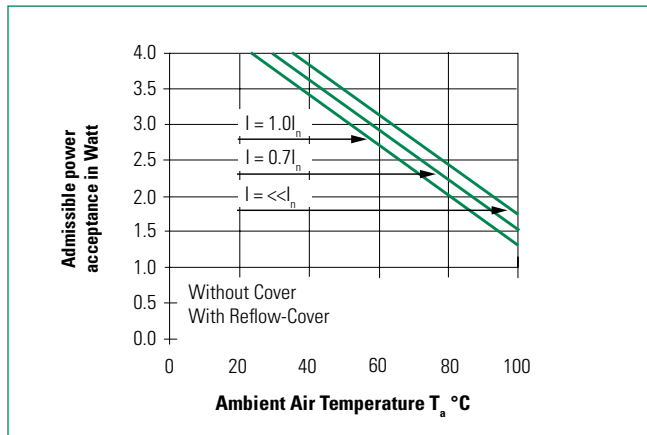
# 656 Series

## Molded Base PC Mount Fuse Block For 5×20mm Fuses

### Ordering Information

Part Number	Description	Packaging	Pieces	UL	VDE
65600001009	Fuse Block - "A" dimension 22.5mm 16 AMP	Bulk Pack	100	16A	10A
65600201009	Fuse Block - "A" dimension 22.5mm 20 AMP	Bulk Pack	100	20A	N/A
65600301009	Fuse Block - "A" dimension 22.5mm 30 AMP	Bulk Pack	100	30A	N/A
65600001409	Fuse Block - "A" dimension 25mm 16 AMP	Bulk Pack	100	16A	10A
65900000009	Fuse Holder Cover - Transparent plastic	Bulk Pack	100	N/A	N/A
66000001009	Fuse Holder Cover - Opaque plastic, suitable for infrared (IR) reflow soldering process	Bulk Pack	100	N/A	N/A

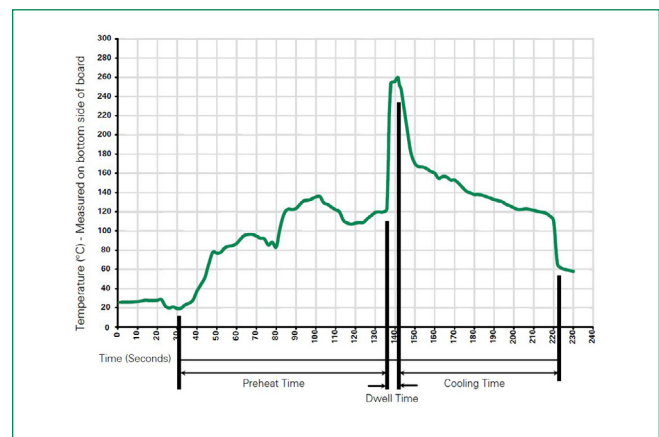
### Re-rating Curves



### Soldering Parameters—Wave Soldering

Wave Parameter	Lead-Free Recommendation
<b>Preheat:</b> (Depends on Flex Activation Temperature)	(Typical Industry Recommendation)
Temperature Minimum	100 °C
Temperature Maximum	150 °C
Preheat Time	60–180 seconds
<b>Solder Pot Temperature</b>	260 °C Maximum
<b>Solder Dwell Time</b>	2–5 seconds

**Recommended Hand-Solder Parameters:**  
 Solder Iron Temperature: 350 °C +/- 5 °C  
 Heating Time: 5 seconds max.



**Disclaimer Notice** - Information furnished is believed to be accurate and reliable. However, users should independently evaluate the suitability of and test each product selected for their own applications. Littelfuse products are not designed for, and may not be used in, all applications. Read complete Disclaimer Notice at: [www.littelfuse.com/disclaimer-electronics](http://www.littelfuse.com/disclaimer-electronics).