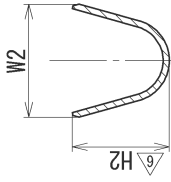
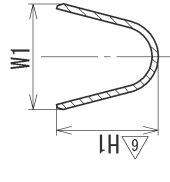


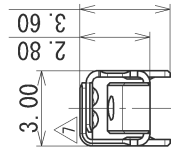
PART NO. AND CH. CODE	△ ₆ W1 ±0.4	△ ₆ W2 ±0.4	△ ₆ H1	△ ₆ H2	A	B	WIRE SIZE	MATERIAL
7116-4020, [B] △ ₅ (7B16-4020, [B])	2.30	3.60	(2.19)	(3.19)	3.00	6.20	CHFUS 0.35~AVS 0.50 EQUIVALENT	△ ₉ BRASS (t=0.25)
7116-4021, [B] △ ₅ (7B16-4021, [B])	3.00	4.50	(2.91)	(3.89)	4.00	7.20	CHFUS 0.75~AVS 1.25 EQUIVALENT	△ ₉ BRASS (t=0.25)
7116-4022, [B] △ ₅ (7B16-4022, [B])	4.20	4.50	(4.06)	(3.89)	4.00	7.20	AVSS 2 EQUIVALENT	△ ₉ COPPER ALLOY (t=0.25)



SEC. Q-Q



SEC. P-P

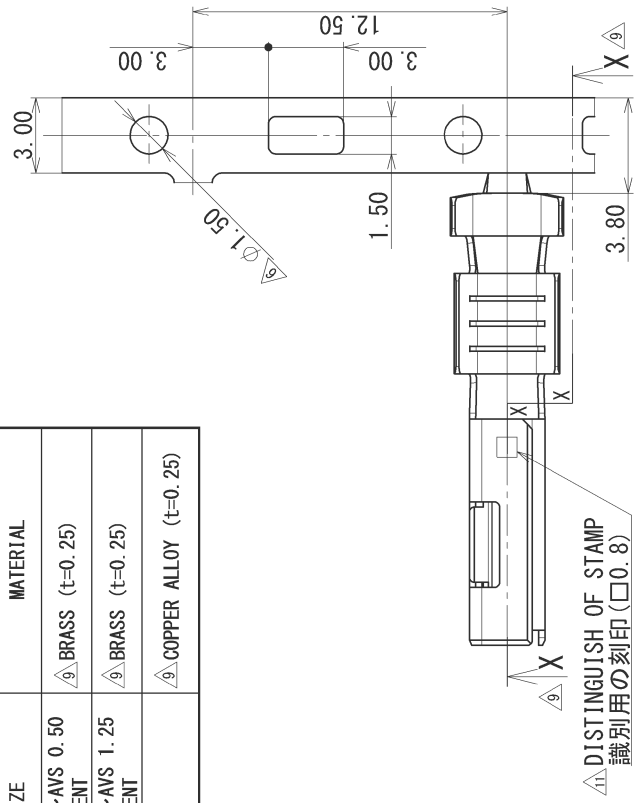


注記

- △₅ 1. () 内品番は、エアバッグ (A/B) 回路及び特別管理回路に使用する時に適用すること。
- △₁₀ 2. 取扱説明書No. YPES-15-080

NOTES

- △₅ 1. PART NUMBERS IN PARENTHESIS SHALL BE USED FOR AIR BAG (A/B) CIRCUITS AND OTHER CIRCUITS DESIGNATED FOR SPECIAL MONITORING.
- △₁₀ 2. HANDLING MANUAL NO. YPES-15-080



△₁₁ DISTINGUISH OF STAMP 識別用の刻印 (□0.8)

△₉ SEC. X-X

LET	DATE	REVISION RECORD	NO.	CHKD	VENDOR NO.	CUSTOMER PART NO.	CUSTOMER	CUSTOMER DWG NO.	MATL. SPEC.	SEE TABLE	TREAT. & FIN.	ISSUE MARK
△ ₁	2016/07/20	DRAWING MAINTENANCE	C16-P309	M. S								
△ ₁	2014/01/14	ADDED DISTINGUISH OF STAMP	C14-Z020	A. D								
△ ₁	2012/02/21	CHANGED NOTES, ETC.	C12-Z280	E. I								
△ ₁	2005/11/10	CHANGED PART NAME, ETC.	C05-ZF20	T. O								
△ ₁	2001/06/07	CHANGED PART NAME & FORM, [B]	C01-X544	A. T								
△ ₁	2000/11/08	CHANGED FORM & DIMENSION	C00-M342	Y. S								
△ ₁	1998/07/18	CHANGED DIMENSION & ADDED NOTE	C97-N452	H. K								
△ ₁	1996/10/28	CHANGED FORM & ADDED A/B PART NO., [A]	C96-M845	H. K								
△ ₁	1993/02/23	RENEW	C93-G226	I. I								
△ ₁	1990/07/31	CHANGED FORM	C90-6983	K. O								
△ ₁	1990/07/02	CHANGED FORM	C90-L752	K. O								
△ ₁	1989/03/17	誤記訂正	C89-6441	A. H								
△ ₁	1988/08/24	NEW	8MC-1022	A. H								
GENERAL TOLERANCE												
	10MAX	50MAX	100MAX	250MAX	2500VR	ANGLE	ECCENT					
A	±0.15	±0.2	±0.3	±0.5	±0.75	±30'	O. 1					
B	±0.2	±0.3	±0.55	±0.95	±1.4	±30'	O. 1					
C	±0.3	±0.5	±0.8	±1.4	±2	±30'	O. 15					
SPECIFIED MASS												
					APPROVED	S. SUZUKI	M. NAGANO	M. TSUJII	M. SUZUKI			
					CHECKED							
					DWG TYPE	R	NEW					
					DWG SOURCE							
					DWG DATE		1993/02/23					
					UNIT	mm	△ ₆ 5:1	3				
					SCALE							
					PART NO.	7116-4020 ETC. △ ₅ (7B16-4020 ETC.)						
					CH. CODE							
					DWG NO.	7116-4020:R			SET DWG NO.			
					YAZAKI CORPORATION							