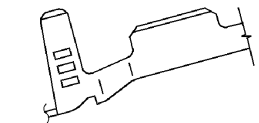
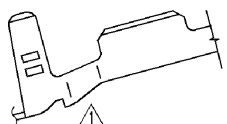


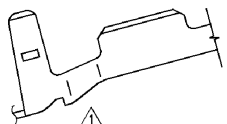
APPLICABLE WIRE SIZE MARK



△ (7116-4105-02)

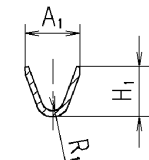


(7116-4103-02)

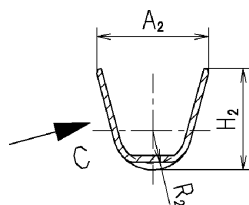


(7116-4102-02)

VIEW C



SEC. A-A



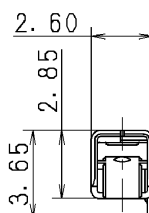
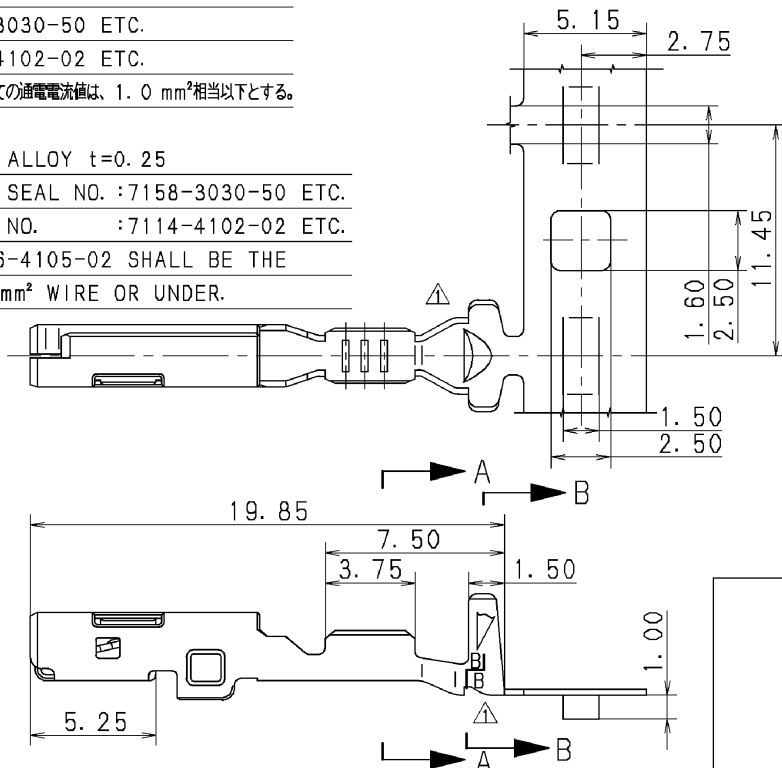
SEC. B-B

- 注記
1. 材質:銅合金 t=0.25
 2. 適用ゴム検品番 :7158-3030-50 ETC.
 3. かん合端子品番 :7114-4102-02 ETC.
 4. 7116-4105-02における通電電流値は、1.0 mm²相当以下とする。

NOTES

1. MATERIAL: COPPER ALLOY t=0.25
2. APPLICABLE WIRE SEAL NO. :7158-3030-50 ETC.
3. MATING TERMINAL NO. :7114-4102-02 ETC.
4. CURRENT FOR 7116-4105-02 SHALL BE THE CURRENT FOR 1.0 mm² WIRE OR UNDER.

PART NO. AND CH. CODE	A ₁	A ₂	R ₁	R ₂	H ₁	H ₂	WIRE SIZE (mm ²)
7116-4102-02	2.30	4.75	0.45		(2.30)	(4.25)	△0.3 ~ 0.5 EQUIVALENT
7116-4103-02	3.00	4.90	0.60	1.45	(2.95)	(4.40)	△0.6 ~ 1.25 EQUIVALENT
△7116-4105-02	△3.40	4.95	△0.80		△(3.65)	(4.50)	△1.50~2.00 EQUIVALENT



△	DATE	REVISION RECORD	NO.	CHKD
△	11.07.10	CORRECTION OF CLERICAL ERROR ETC.	C11-Z461	R. M
△	03.07.10	CHANGED WIRE SIZE & NOTE	C03-X450	K. O
△	99.06.18	CHANGED FORM, WIRE SIZE & ADDED NOTE	C99-L931	H. O
△	97.04.18	ADDED PARTS NO.	C97-6703	Y. T
△	96.04.16	ADDED NOTES	C96-L510	H. K
△	96.01.25	CHANGED FORM	C96-6050	Y. T
△	95.10.25	NEW	C95-6712	Y. T

GENERAL TOLERANCE							
	10MAX	50MAX	100MAX	250MAX	250OVR	ANGLE	ECCENT
A	±0.15	±0.2	±0.3	±0.5	±0.75	±30'	0.1
B	±0.2	±0.3	±0.55	±0.95	±1.4	±30'	0.1
(C)	±0.3	±0.5	±0.8	±1.4	±2	±30'	0.15
SPECIFIED							MASS

CUSTOMER		MATT. SPEC. SEE NOTES		TREAT. & FIN.	
CUSTOMER PART NO.		CUSTOMER DWG NO.		NAME △1.5 SYSTEM SEALED FEMALE	
OFFICE		TRIAL PART NO.		TERMINAL (TIN PLATED)	
VENDOR		VENDOR NO.		PART NO. 7116-4102-02 ETC.	
APPROVED		CHECKED		DWG NO. 7116-4102-02:R SET DWG NO.	
N. SUGIE		Y. TOMITA		YAZAKI CORPORATION	
11.07.10		95.10.25		11.07.10	