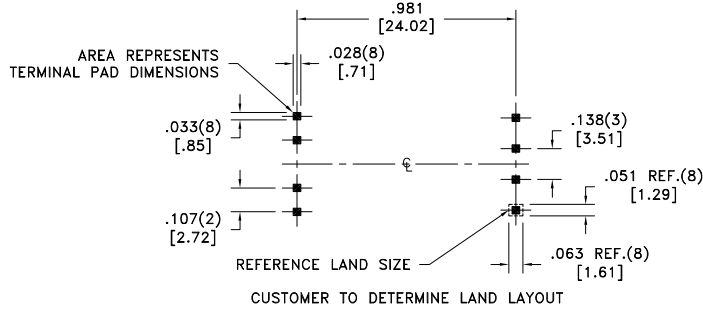
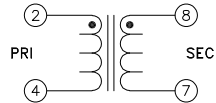
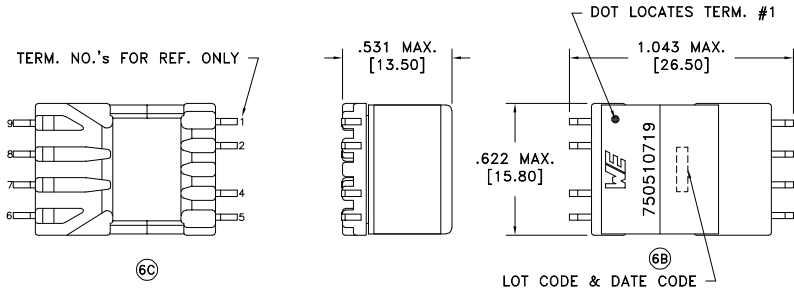


CUSTOMER TERMINAL	RoHS	LEAD(Pb)-FREE
Sn96%, Ag4%	Yes	Yes



ELECTRICAL SPECIFICATIONS @ 25°C unless otherwise noted:

PARAMETER	TEST CONDITIONS	VALUE
D.C. RESISTANCE	2-4 @20°C	0.200 ohms max.
D.C. RESISTANCE	8-7 @20°C	0.200 ohms max.
INDUCTANCE	2-4 100kHz, 1.0VAC, Ls	1.00mH ±30%
INDUCTANCE	2-4 100kHz, 1.0VAC, 15mADC, Ls	1.00mH ±30%
LEAKAGE INDUCTANCE	2-4 tie(7+8), 75kHz, 100mVAC, Ls	1.3uH max.
INTERWINDING CAPACITANCE	2-8 tie(2+4, 7+8), 75kHz, 1.0VAC, Cs	35pF max.
DIELECTRIC	2-8 3750VAC, 1 second	3000VAC, 1 minute
TURNS RATIO	(2-4):(8-7)	1:1, ±1%

GENERAL SPECIFICATIONS:

OPERATING TEMPERATURE RANGE: -20°C to +80°C.

Designed to comply with the following requirements as defined by IEC60950-1, EN60950-1, UL60950-1/CSA60950-1 and AS/NZS60950.1:
 - Reinforced insulation for a primary circuit at a working voltage of 265Vrms, 400Vpeak, Overvoltage Category II.

Designed to meet 10kV (1.2 x 50usec, 5± repetitions) surge test between PRI and SEC.

VOLT-TIME PRODUCT: 697Vusec max. *, 2-4. (*-Based on sine wave voltage, 3000 Gauss and minimum cross-sectional core area.)

Wire insulation & RoHS status not affected by wire color.
 Wire insulation color may vary depending on availability.

DETAILS SUBJECT TO CHANGE

REV.	DATE	Packaging Specifications Method: Tape & Reel PKG-1057 www.we-online.com/midcom		Tolerances unless otherwise specified: Angles: ±1° Fractions: ±1/64 Decimals: ±.005 [.13] Footprint: ±.005 [.13]	DRAWING TITLE TRANSFORMER	PART NO. 750510719
6C	5/22			This drawing is dual dimensioned. Dimensions in brackets are in millimeters.	eiSos p/n: 750510719	SPECIFICATION SHEET 1 OF 1
6B	6/17					
6A	3/17	SEE REVISION SHEET FOR REVISION LEVEL				

