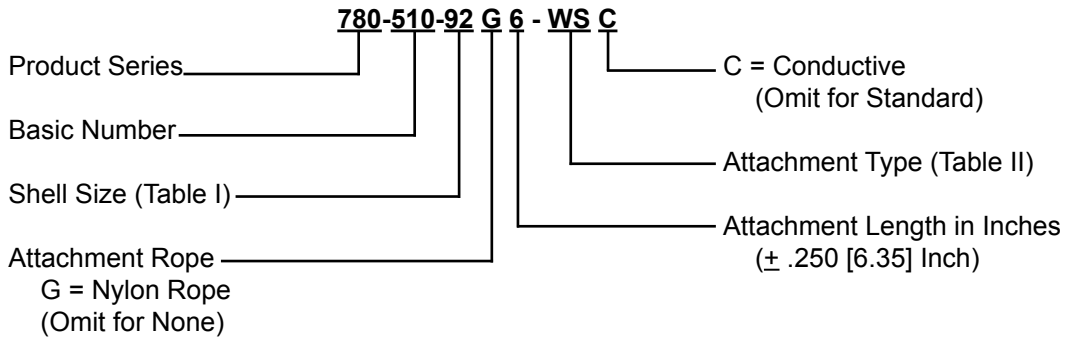
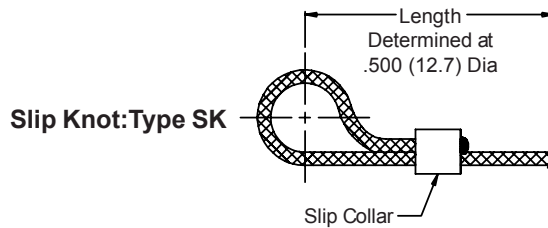


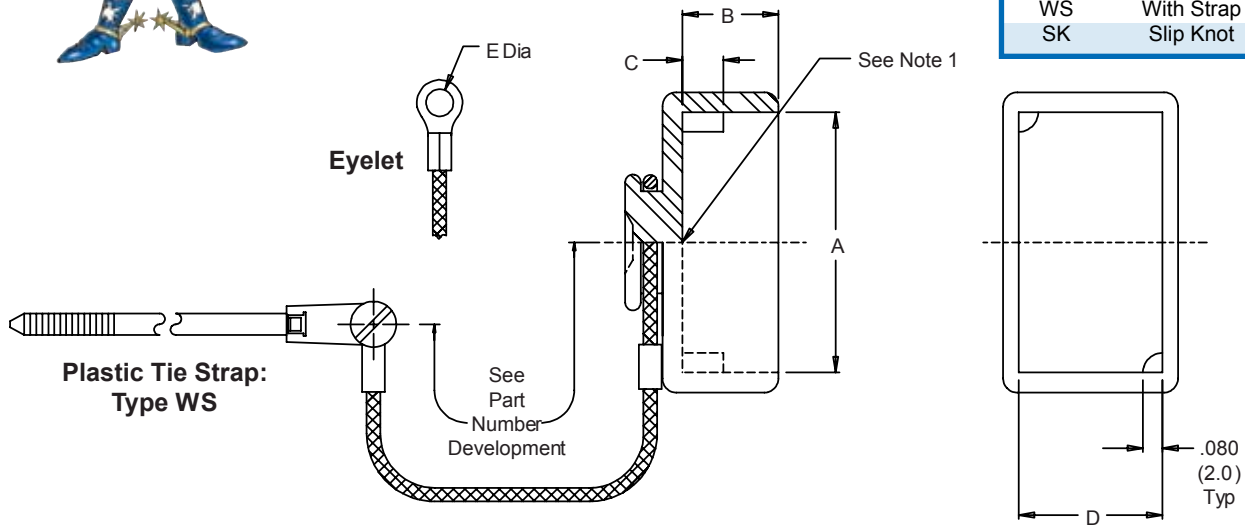
780-510 "Marshal Bean" Protective Rubber Cover Universal Rectangular for All Rectangularly Shaped Connectors



*"To Protect
and to Serve"*



Dash No.	E Dia ±.010 (0.3)
00	No Terminal
01	.140 (3.6)
02	.182 (4.6)
03	.191 (4.9)
04	.197 (5.0)
05	.167 (4.2)
06	.125 (3.2)
07	.218 (5.5)
09	.156 (4.0)
WS	With Strap
SK	Slip Knot



NOTES:

- Cover identified in area shown.
- Metric dimensions (mm) are indicated in parentheses.
- This series of covers is similar to Bean Rubber Mfg. Co. BP302 Series, Same Dash Number, i.e.: BP302-92-WS-L6 equivalent to 780-510-92G6-WS.
- Standard material contains trace amounts of sulfur (a vulcanizing agent) which is known to contribute to degradation/corrosion of silver plated components such as braid, etc. Specify MOD Code suffix -675 for sulfur-free material.

780-510
“Marshal Bean” Protective Rubber Cover
Universal Rectangular
for All Rectangularly Shaped Connectors



Miscellaneous
Rectangular
Backshells

TABLE I: SHELL SIZE

Shell Size	A Dim	B Dim	C Dim	D Dim
-10	.80 (20.3)	.38 (9.7)	.18 (4.6)	.22 (5.6)
-10014	3.02 (76.7)	.30 (7.6)	N/A	.98 (24.9)
-1128-2	2.50 (63.5)	.20 (5.1)	N/A	.22 (5.6)
-126	5.00 (127.0)	.50 (12.7)	N/A	.22 (5.6)
-1261	3.26 (82.8)	.18 (4.6)	N/A	.16 (4.1)
-1262	3.83 (97.3)	.18 (4.6)	N/A	.22 (5.6)
-128N	3.90 (99.1)	.46 (11.7)	N/A	.25 (6.4)
-128P	3.78 (96.0)	.25 (6.4)	N/A	.29 (7.4)
-128R	3.65 (92.7)	.25 (6.4)	N/A	.20 (5.08)
-14	1.00 (25.4)	.38 (9.7)	.18 (4.6)	.22 (5.6)
-1802-7	5.80 (147.3)	.40 (10.2)	N/A	.25 (6.4)
-1828	1.68 (42.7)	.40 (10.2)	N/A	.44 (11.2)
-20	1.30 (33.0)	.38 (9.7)	.18 (4.6)	.22 (5.6)
-24	1.50 (38.1)	.38 (9.7)	.18 (4.6)	.22 (5.6)
-2485RA1	3.19 (81.0)	.56 (14.2)	N/A	.91 (23.1)
-26	1.58 (40.1)	.38 (9.7)	.18 (4.6)	.20 (5.08)
-28	2.30 (58.4)	.26 (6.6)	.18 (4.6)	.25 (6.4)
-28-56	2.94 (74.7)	.38 (9.7)	N/A	.32 (8.1)*
-30	1.78 (45.2)	.38 (9.7)	.18 (4.6)	.20 (5.08)
-328P	1.52 (38.6)	.37 (9.4)	N/A	.34 (8.6)
-34550	1.60 (40.6)	.60 (15.2)	N/A	.44 (11.2)
-347-36	2.05 (52.1)	.50 (12.7)	.20 (5.1)	.32 (8.1)
-347-50	2.75 (69.9)	.50 (12.7)	.20 (5.1)	.32 (8.1)
-35-70	3.63 (92.2)	.45 (11.4)	N/A	.32 (8.1)*
-36	2.08 (52.8)	.38 (9.7)	.18 (4.6)	.20 (5.08)
-3M60	3.10 (78.7)	.24 (6.1)	.18 (4.6)	.22 (5.6)
-40	2.28 (57.9)	.38 (9.7)	.18 (4.6)	.20 (5.08)
-44	2.52 (64.0)	.38 (9.7)	.18 (4.6)	.22 (5.6)
-44-208	1.24 (31.5)	.32 (8.1)	N/A	.33 (8.4)
-50	2.78 (70.6)	.38 (9.7)	.18 (4.6)	.20 (5.08)
-50-100	5.10 (129.5)	.40 (10.2)	N/A	.32 (8.1)*
-527-371	4.83 (122.68)	.50 (12.7)	N/A	.37 (9.4)
-58D10F	1.32 (33.5)	.46 (11.7)	.23 (5.8)	.22 (5.6)
-58D14F	1.52 (38.6)	.50 (12.7)	.25 (6.4)	.22 (5.6)
-58D20F	1.80 (45.7)	.50 (12.7)	.25 (6.4)	.22 (5.6)
-58D24F	2.02 (51.3)	.46 (11.7)	.25 (6.4)	.22 (5.6)
-58D26F	2.12 (53.9)	.49 (12.5)	.23 (5.8)	.22 (5.6)
-58D30F	2.30 (58.4)	.50 (12.7)	.25 (6.4)	.22 (5.6)
-58D36F	2.60 (66.0)	.50 (12.7)	.25 (6.4)	.22 (5.6)

TABLE I: (Continued)

Shell Size	A Dim	B Dim	C Dim	D Dim
-58D54F	3.52 (89.4)	.50 (12.7)	.25 (6.4)	.22 (5.6)
-60	3.28 (83.3)	.38 (9.7)	.18 (4.6)	.20 (5.08)
-7177	5.30 (134.6)	.45 (11.4)	N/A	.45 (11.4)
-733-5A	2.05 (52.1)	.30 (7.6)	N/A	.97 (24.6)
-773AMP	1.97 (50.0)	.30 (7.6)	N/A	1.06 (26.9)
-733AP	1.90 (48.3)	.40 (10.2)	N/A	.82 (20.8)
-733AR	2.02 (51.3)	.30 (7.6)	N/A	1.06 (26.9)
-74813C	.85 (21.6)	.50 (12.7)	.300 (7.6)	.29 (7.4)
-7482A	1.28 (32.5)	.72 (18.3)	.160 (4.1)	.40 (10.2)
-7484A	1.95 (49.5)	1.00 (25.4)	.230 (5.8)	.82 (20.8)
-7487F	1.19 (30.2)	.46 (11.7)	.260 (6.6)	.46 (11.7)
-78	2.34 (59.4)	.74 (18.8)	N/A	1.34 (34.0)
-86038-36	1.77 (45.0)	.50 (12.7)	N/A	.18 (4.6)
-86038-44	2.17 (55.1)	.57 (14.5)	N/A	.18 (4.6)
-86038-50	2.47 (62.7)	.57 (14.5)	N/A	.18 (4.6)
-90362	3.53 (89.7)	1.55 (39.4)	N/A	2.53 (64.3)
-92	3.36 (85.3)	.38 (9.7)	.180 (4.6)	.29 (7.4)
-A36Y	2.12 (53.8)	.38 (9.7)	.180 (4.6)	.22 (5.6)
-A392	5.14 (130.6)	.40 (10.2)	N/A	.34 (8.6)
-A452	5.74 (145.8)	.40 (10.2)	N/A	.34 (8.6)
-A70M	3.80 (96.5)	.46 (11.7)	N/A	.22 (5.6)
-CMM5	.67 (17.0)	.38 (9.7)	.160 (4.1)	.20 (5.08)
-HGM092	3.40 (86.4)	.53 (13.5)	.15 (3.8)	.31 (7.9)
-HGM092M	3.40 (86.4)	.53 (13.5)	.20 (5.1)	.31 (7.9)
-HGM154F	5.99 (152.1)	.32 (8.1)	N/A	.35 (8.9)
-KA126	5.06 (128.5)	.26 (6.6)	.180 (4.6)	.32 (8.1)
-ME24	1.98 (50.3)	.46 (11.7)	.280 (7.1)	.22 (5.6)
-ME44	2.98 (75.7)	.46 (11.7)	.280 (7.1)	.22 (5.6)
-ME56	3.58 (90.9)	.46 (11.7)	.280 (7.1)	.22 (5.6)
-MS24286	3.35 (85.1)	.59 (15.0)	N/A	.98 (24.9)
-REY8514	1.42 (36.1)	.40 (10.2)	.180 (4.6)	.39 (9.9)
-REY8516	1.90 (48.3)	.40 (10.2)	N/A	.50 (12.7)
-SME26	1.20 (30.5)	.46 (11.7)	N/A	.32 (8.1)
-SME26SO	1.20 (30.5)	.46 (11.7)	.180 (4.6)	.32 (8.1)
-SRE14	.83 (21.1)	.46 (11.7)	N/A	.32 (8.1)
-SRE20	1.00 (25.4)	.46 (11.7)	N/A	.32 (8.1)
-SRE34	1.19 (30.2)	.46 (11.7)	N/A	.43 (10.9)
-WB244	3.25 (82.6)	.18 (4.6)	N/A	.60 (15.2)
-WD244	3.34 (84.8)	.18 (4.6)	N/A	.70 (17.8)

*Spacers have been added to adjust internal height to .250 (6.4).

Metric dimensions (mm) are indicated in parentheses.