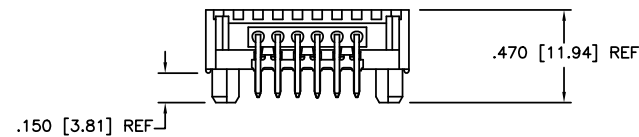
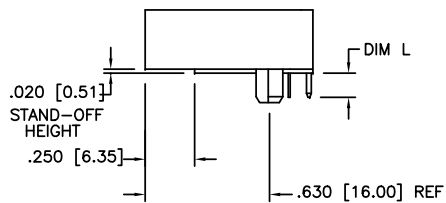
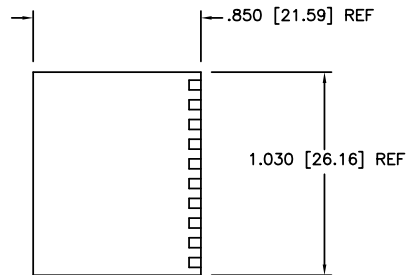


PRODUCT NUMBER  
SEE TABLE



mat'l. code		surface ISO 1302 ✓		tolerance ISO 406 ISO 1101		projection ⊕		product family LATCH-N-LOK	
ltr	ecn	nochr	date	tolerances unless otherwise specified				title	
J	ELX-N-008454	ZK	11/29/11	angles	linea	XX±.01/0.X±0.3 XXX±.005/0.XXX±0.13 XXXX±.0020/0.XXX±0.05		INCH/MM	
D	M04-0230	MHT	12/8/04	0°±2°				scale 1:1	
E	M05-0052	ERE	03/19/05	chr	J. LINN	7/17/90		dwg no sheet 1 of 2 size	
F	M06-0285	AGS	7/28/06	engr	D. HORCHLER	7/17/90		78304 A3	
G	M06-0365	AGS	9/20/06	chr	D. HORCHLER	7/17/90		type Product Customer Drawing	
H	M09-0048	MHT	3/12/09	app	D. HORCHLER	7/17/90			
sheet	revision	J	J						
index	sheet	1	2						

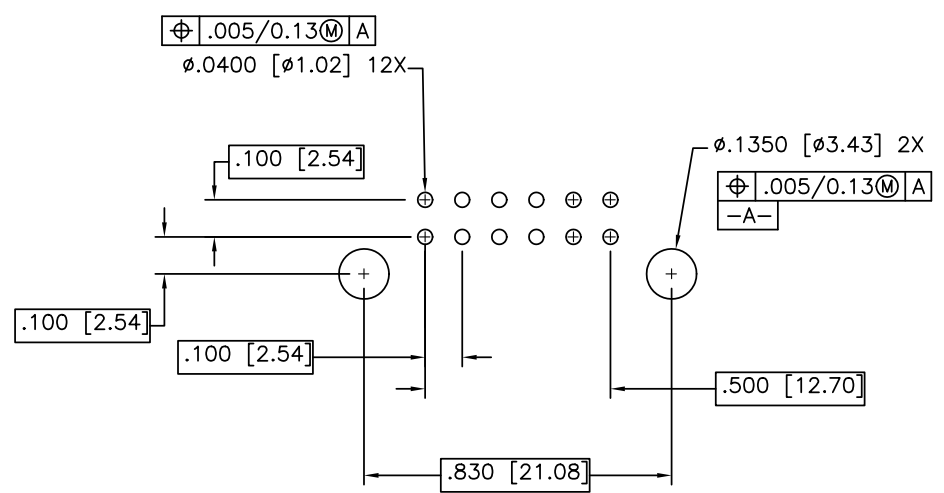
78304-XXXLF

LEAD FREE OPTION (6) (7)

COLOR (4)		
1	70343	LT GRAY OBS
2	80166	OFF WHITE
3	70634	DK GRAY OBS
4	701	BLACK
5	70541	SLATE GRAY OBS
7	70455	SILVER GRAY
8	80189	PEARL WHITE OBS
9	70419	PEBBLE GRAY

PLATING (3)	
0	30u" MIN OVER 50u"MIN Ni
3	30u" MIN OVER 50u"MIN Ni
5	50u" MIN OVER 50u"MIN Ni

PIN LENGTH	
	DIM L
0	.150/3.18
1	.110/2.79



RECOMMENDED PCB LAYOUT

NOTES:

- HEADER SHROUD MATERIAL: HIG TEMPERATURE THERMOPLASTIC, UL-94-0 RATED.
- GROUND CONTACT MATERIAL: COPPER ALLOY PLATING: 100-160u"/2.54-4.06 TIN.
- SIGNAL CONTACT MATERIAL: COPPER ALLOY PLATING: PERFORMANCE PLATING WILL BE EITHER GOLD OR GXT ON CONTACT AREA OR TAIL, OPTIONALLY (78-295u") TIN ON TAIL.
- NUMBERS SHOWN ARE FOR G.E. LEXAN AND ARE FOR REFERENCE ONLY
- THIS ASSEMBLY U.L. APPROVED PER FILE E66906 VOL. 1, SEC. 84 AND CSA APPROVED PER MASTER FILE LR 46923.
- ADD LF SUFFIX AT THE END OF PART NUMBER FOR LEAD FREE OPTION.
- THE HOUSING WILL WITHSTAND EXPOSURE TO 260°C PEAK TEMPERATURE FOR 15 SECONDS IN A WAVE SOLDER APPLICATION WITH A 1.5mm MINIMUM THICK CIRCUIT BOARD. SEE APPLICATION NOTES/PROCEDURES IF THEY ARE AVAILABLE.
- THIS PRODUCT MEETS EUROPEAN UNION DIRECTIVES AND OTHER COUNTRY REGULATION AS DESCRIBED IN GS-22-008.
- PRODUCT SPEC: GS-12-003

mat'l. code		surface ISO 1302 ✓	tolerance ISO 406 ISO 1101	projection INCH/MM	product family LATCH-N-LOK
l	tr	ec	n	o	d
date		tolerances unless otherwise specified			title
J		angles	line	scale 2:1	1X6 LNL RIGHT ANGLE HEADER ASSEMBLY
		0°±2'	XXX±.01/0.X±0.3 XXX±.005/0.XX±0.13 XXX±.0020/0.XXX±0.05		
dr	J. LINN	7/17/90			dwg no
engr	D. HORCHLER	7/17/90			sheet 2 of 2
chr	D. HORCHLER	7/17/90			size
app	D. HORCHLER	7/17/90			78304 A3
sheet index		revision sheet		type Product Customer Drawing	



Copyright FCI