

General purpose accelerometer



793 series

SPECIFICATIONS

Sensitivity, $\pm 5\%$, 25°C		100 mV/g
Acceleration range, VDC > 25 V		80 g peak
Amplitude nonlinearity		1%
Frequency response:	$\pm 5\%$	1.5 - 5,000 Hz
	$\pm 10\%$	1.0 - 7,000 Hz
	± 3 dB	0.5 - 15,000 Hz
Resonance frequency		25 kHz
Transverse sensitivity, max		5% of axial
Temperature response:	-50°C	-15%
	+120°C	+20%
Power requirement:		
Voltage source		18 - 30 VDC
Current regulating diode		2 - 10 mA
Electrical noise, equiv. g:		
Broadband	2.5 Hz to 25 kHz	600 μ g
Spectral	10 Hz	8 μ g/ \sqrt Hz
	100 Hz	5 μ g/ \sqrt Hz
	1,000 Hz	5 μ g/ \sqrt Hz
Output impedance, max		100 Ω
Bias output voltage		12 VDC
Grounding		case isolated, internally shielded
Temperature range		-50° to +120°C
Vibration limit		500 g peak
Shock limit		5,000 g
Sealing		hermetic
Base strain sensitivity, max		0.0005 g/ μ strain
Sensing element design		PZT, compression
Weight		112 grams
Case material		316L stainless steel
Mounting		1/4-28 tapped hole
Output connector		2 pin, MIL-C-5015 style
Mating connector		R6 type
Recommended cabling		J10 / J9T2A

Accessories supplied: SF6 mounting stud (metric mounting available); calibration data (level 3)

Certifications

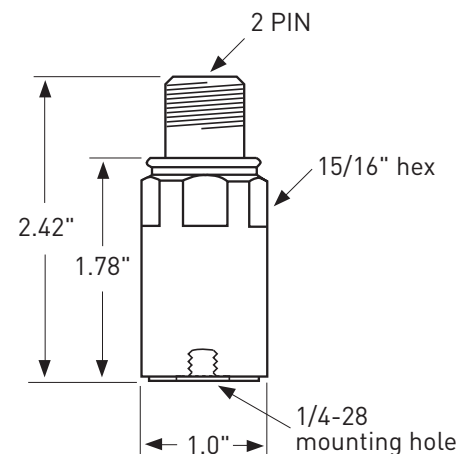
All 793 models	793E
	 Class I, II, III, T4 Div 1 Groups A, B, C, D, E, F, G Div 2 Groups A, B, C, D, F, G

Note: Due to continuous process improvement, specifications are subject to change without notice.
This document is cleared for public release.



Key features

- Hazardous area certified versions available (model 793E, 793-33, 793-35)
- Radiation resistant version available (model 793R)
- Manufactured in ISO 9001 facility



Connections	
Function	Connector pin
power/signal	A
common	B
ground	shell