

Heavy Duty Fuse Clip, 10.3x38 mm, 1000 VDC/ 600 VAC - 15 A (UL)

new



M3 screw tin-plated



THT tin-plated



M3 screw nickel-plated



THT nickel-plated

1000 VDC/ 600 VAC · 15A (UL)

See below:
[Approvals and Compliances](#)

Description

- Solder, screw or rivet mounting
- Suitable gPV fuse link ASO 10.3x38
- Suitable E-Mobility fuse link AEO 10.3x38

Unique Selling Proposition

- Designed for high rated voltages
- Excellent price-performance ratio
- Low mounting height

Applications

- Photovoltaic applications
- Industrial Equipment
- Entertainment Equipment
- Direct current (DC) High voltage applications
- Chargers
- Power distribution

References

Fuseholder to [ASO 10.3x38](#)

Weblinks

[pdf data sheet](#), [html datasheet](#), [General Product Information](#), [Distributor-Stock-Check](#), [Detailed request for product](#), [Microsite](#)

Technical Data

Fuse-Link	10.3 x 38 / 10.3 x 85 mm	Soldering Methods	Wave Soldering Profile
Mounting	PCB	Solderability	245 °C / 3 sec acc. to IEC 60068-2-20, Test Ta, method 1
Terminal	Solder THT / screw / rivet	Resistance to Soldering Heat	260 °C / 10 sec acc. to IEC 60068-2-20, Test Tb, method 1A
Rated Voltage	1000 VDC/600 VAC	Contact Resistance	≤ 20 mΩ at 100 mA
Rated current	15A (UL)		
Admissible Ambient Air Temp.	-40°C to 125°C		
Material: Terminals	Brass, nickel-plated / tin-plated 1)		
Storage Conditions	0°C to 50°C, max. 70% r.h.		

¹⁾ Details see table of variants

Approvals and Compliances

Detailed information on product approvals, code requirements, usage instructions and detailed test conditions can be looked up in [Details about Approvals](#)

SCHURTER products are designed for use in industrial environments. They have approvals from independent testing bodies according to national and international standards. Products with specific characteristics and requirements such as required in the automotive sector according to IATF 16949, medical technology according to ISO 13485 or in the aerospace industry can be offered exclusively with customer-specific, individual agreements by SCHURTER.

Approvals

The approval mark is used by the testing authorities to certify compliance with the safety requirements placed on electronic products.

Approval Reference Type: CFO

Approval Logo	Certificates	Certification Body	Description
	UL Approvals	UL	UR File Number: E312155

Product standards

Product standards that are referenced

Organization	Design	Standard	Description
	Designed according to	UL 4248-1	Industrial Control Equipment
	Designed according to	CSA C22.2 no. 4248.1	Industrial Control Equipment






Application standards

Application standards where the product can be used

Organization	Design	Standard	Description
	Suitable for applications acc.	IEC/UL 62368-1	Audio/video, information and communication technology equipment - Part 1: Safety requirements

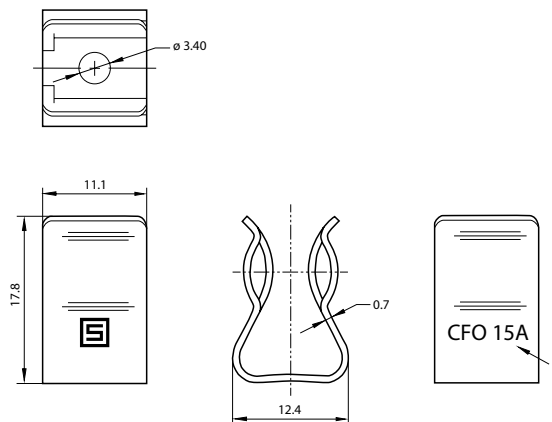
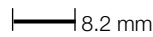
Compliances

The product complies with following Guide Lines

Identification	Details	Initiator	Description
	CE declaration of conformity	SCHURTER AG	The CE marking declares that the product complies with the applicable requirements laid down in the harmonisation of Community legislation on its affixing in accordance with EU Regulation 765/2008.
	UKCA declaration of conformity	SCHURTER AG	The UKCA marking declares that the product complies with the applicable requirements laid down in the British Amendment of Regulation (EC) 765/2008.
	RoHS	SCHURTER AG	Directive RoHS 2011/65/EU, Amendment (EU) 2015/863
	China RoHS	SCHURTER AG	The law SJ / T 11363-2006 (China RoHS) has been in force since 1 March 2007. It is similar to the EU directive RoHS.
	REACH	SCHURTER AG	On 1 June 2007, Regulation (EC) No 1907/2006 on the Registration, Evaluation, Authorization and Restriction of Chemicals 1 (abbreviated as "REACH") entered into force.

Dimension [mm]

Screw or rivet version M3



A= Current Rating