



Quality Products. Service Excellence.

Audio Broadcast Quality 800A Series

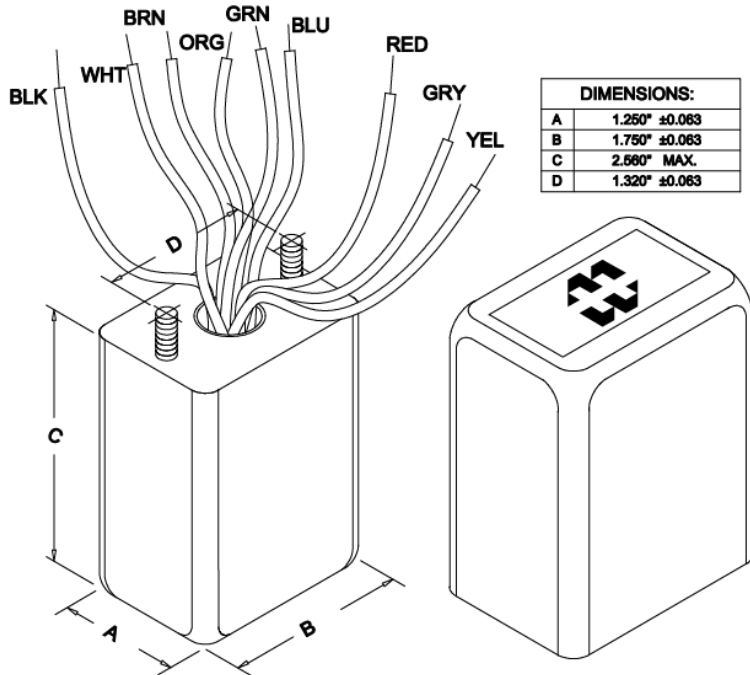
Features



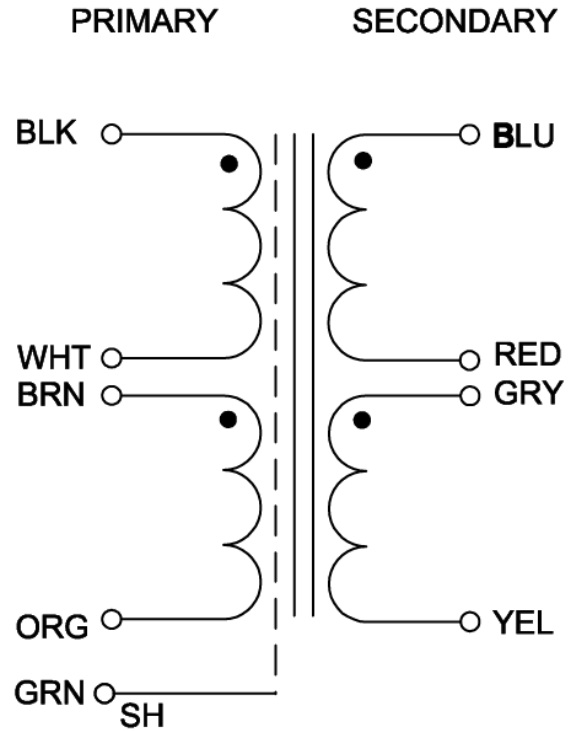
- Deep-drawn steel case with tin plated finish, with two convenient 6-32 mounting studs with hardware.
- Includes wire leads (minimum length of 4").
- Frequency response +/- 0.5 db max. from 50 Hz. to 15 KHz.
- Insertion loss of apx. 1 db.
- Maximum power level +15 dbm. (except 841A, 842A & 844A which are +20 dbm) with specified characteristics, or higher levels with reduced low frequency performance.
- Electrostatic shield between pri. & sec.
- Humbucking construction
- Balanced split windings on pri. & sec. for circuit versatility. Primary may be used as a secondary and vice versa for impedance matching.
- Overall dimensions 1.75" (44.5 mm) wide x 1.25" (31.8 mm) deep x 2.56" (65 mm) high max.
- Shipping weight 0.5 lb. (0.2 kg)



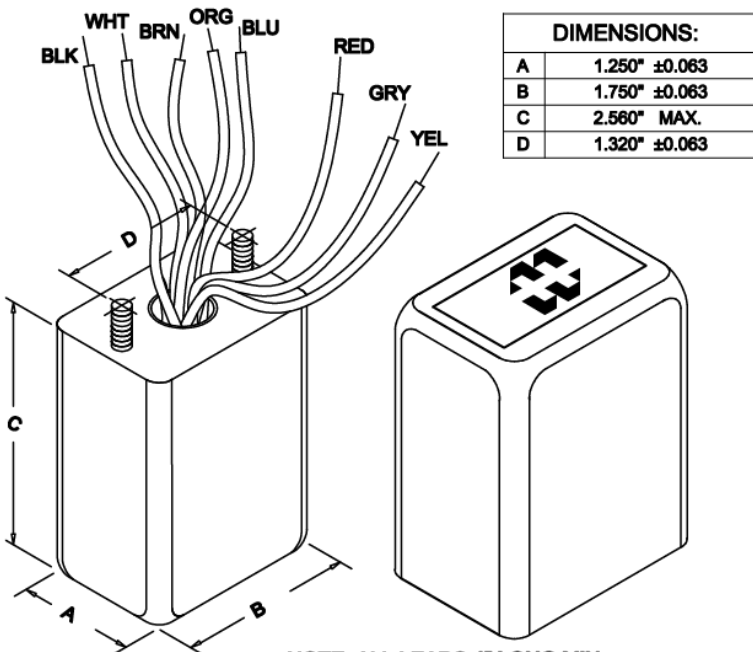
801A - 813A



DIMENSIONS:	
A	1.250" ±0.063
B	1.750" ±0.063
C	2.560" MAX.
D	1.320" ±0.063

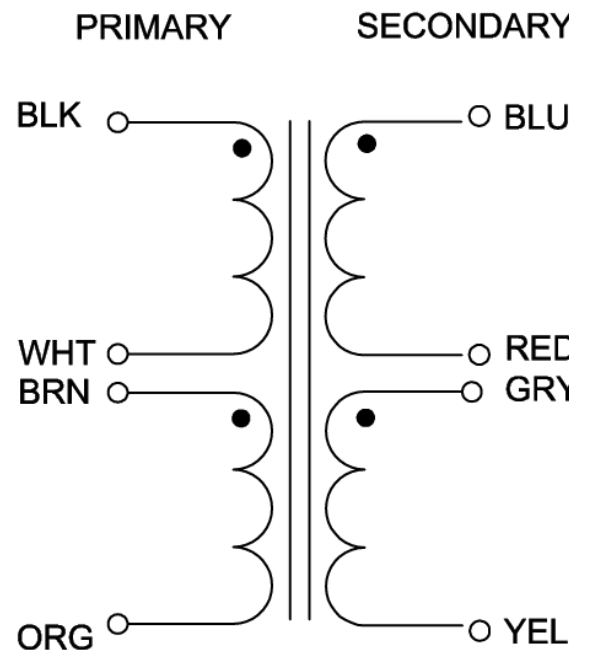


832A - 844A



DIMENSIONS:	
A	1.250" ±0.063
B	1.750" ±0.063
C	2.560" MAX.
D	1.320" ±0.063

NOTE: ALL LEADS 4" LONG MIN.



Part No.	Application	Nominal Impedance (Ohms)		Max. Primary D.C. Unbalanced Current (ma.)
		Primary	Secondary	