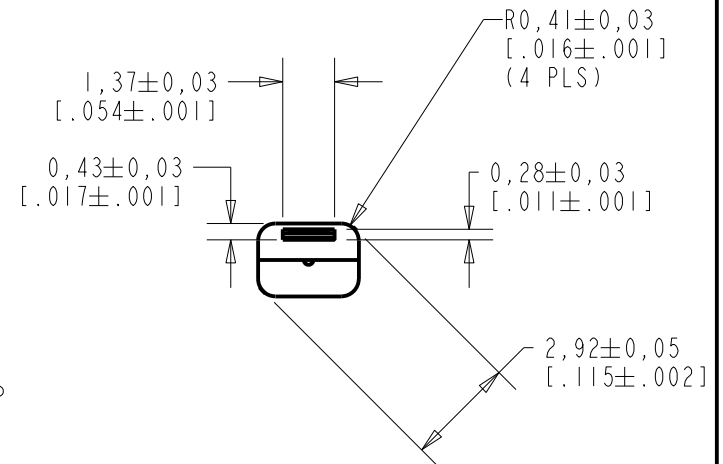
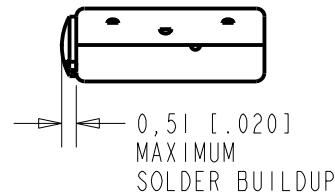
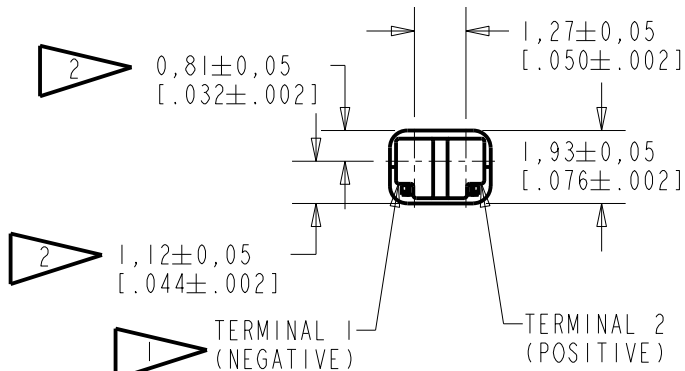
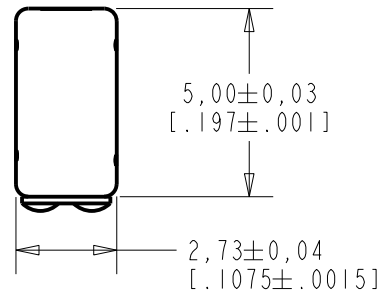


FK-30040-000

SHT 1.1

NOTES:

- 1 A POSITIVE GOING VOLTAGE AT TERMINAL 2, RELATIVE TO TERMINAL 1, CAUSES A DECREASE IN PRESSURE AT THE SOUND OUTLET.
- 2 LOCATED FROM TWO SURFACES FOR CUSTOMER CONVENIENCE. ONLY APPLICABLE FROM ONE SURFACE, NOT TO BE USED TOGETHER.



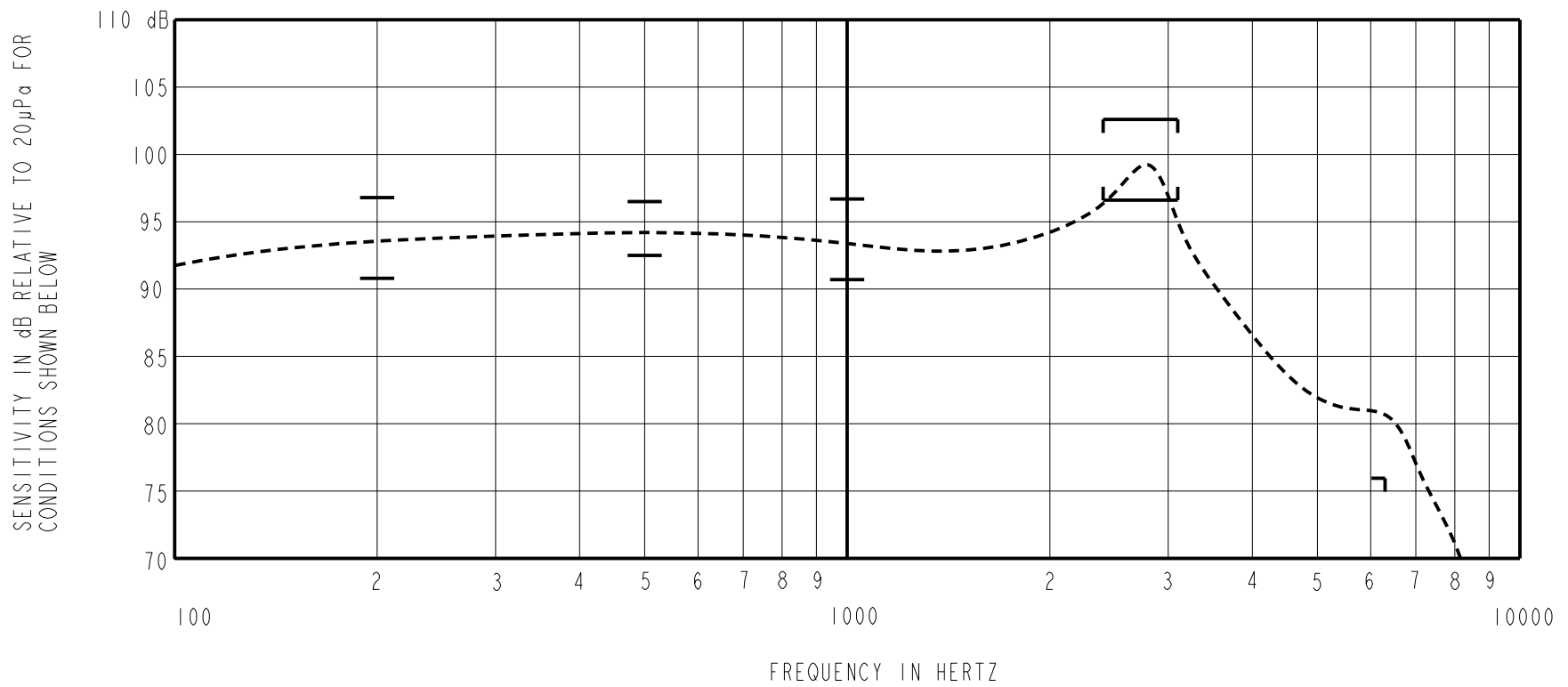
SCALE 2:1

DIMENSIONS IN MILLIMETERS [INCHES]

| Revision | C.O. # | Implementation Date | RELEASE LEVEL | REVISION |
|----------|-----------|---------------------|---------------|----------|
| E | C10111950 | 12-20-10 | Active | E |
| D | C10110508 | 11-17-09 | | |
| | | | | |

| | | |
|----------------------|--|--------------|
| SCALE: 5:1 | | DR. BY DATE |
| DO NOT SCALE DRAWING | | MMM 8-18-06 |
| TITLE: RECEIVER | | FK-30040-000 |
| OUTLINE DRAWING | | SHT 1.1 |
| | | CK. BY DATE |
| | | GJP 8-18-06 |
| | | APP. BY DATE |
| | | GJP 8-18-06 |

KNOWLES ELECTRONICS
 ITASCA, ILLINOIS U.S.A.



ACOUSTICAL

SENSITIVITY*
DEVICE WILL PRODUCE THE SPL LISTED BELOW UNDER TEST CONDITION IN TABLE 3.
NOMINAL SENSITIVITY AT 1kHz IS dB RELATIVE TO 20 µPa. ALL OTHER VALUES
IN dB RELATIVE TO THE SENSITIVITY AT 1kHz.

| FREQUENCY (Hz) | MINIMUM | NOMINAL | MAXIMUM |
|----------------|---------|---------|---------|
| 200 | -2.9 | 0.1 | +3.1 |
| 500 | -1.2 | 0.8 | +2.8 |
| 1000 | -3.0 | 93.7 | +3.0 |
| 2400-3100 | +2.9 | +5.9 | +8.9 |
| 6300 | -17.6 | --- | --- |

TABLE 1

TOTAL HARMONIC DISTORTION*
DEVICE WILL NOT EXCEED TOTAL HARMONIC DISTORTION LEVELS LISTED BELOW.

| FREQUENCY (Hz) | AC DRIVE (V rms) | DC BIAS (V) | LIMIT (%) |
|----------------|------------------|-------------|-----------|
| 900 | 0.180 | 0 | 5 |
| 1350 | 0.360 | 0 | 10 |

TABLE 2

TEST CONDITIONS

| | |
|------------------------|---|
| NOMINAL SOURCE VOLTAGE | 0.180 V rms, 0 mA V DC BIAS |
| SOURCE IMPEDANCE | <1 Ohm |
| TUBING | 10mm [.394"] LONG, 1mm [.039"] I.D. |
| COUPLER CAVITY | 2 CM ³ , SIMULATED ANSI S3.7 TYPE HA-3 (IEC 60318-5) |

TABLE 3

ELECTRICAL

| | |
|--------------------|-----------------|
| DC RESISTANCE | 200 Ohms ± 10%* |
| IMPEDANCE @ 500 Hz | 266 Ohms ± 15%* |
| IMPEDANCE @ 1kHz | 351 Ohms ± 15%* |

TABLE 4

ISOLATION: CASE WILL BE ELECTRICALLY ISOLATED FROM THE COIL CIRCUIT.*

NOTE: SPECIFICATIONS FOLLOWED BY AN ASTERISK(*) ARE 100% TESTED.

MECHANICAL

PORT LOCATION: 12S
SOLDER TYPE: SAC305

TEMPERATURE:

OPERATING: SENSITIVITY AT 500 Hz
WILL NOT VARY MORE THAN
± 3 dB FROM -17°C TO 63°C.
STORAGE : -40°C TO 63°C

| Revision | C.O. # | Implementation Date | RELEASE LEVEL | REVISION |
|----------|-----------|---------------------|---------------|----------|
| E | C10111950 | 12-20-10 | Active | E |
| D | C10110508 | 11-17-09 | | |
| | | | | |

KNOWLES ELECTRONICS
ITASCA, ILLINOIS U.S.A.

WHEN TEST LIMITS ARE USED TO ESTABLISH INCOMING INSPECTION ACCEPTANCE/REJECTION CRITERIA, CORRELATION OF TEST EQUIPMENT WITH KNOWLES IS ALSO REQUIRED FOR ELIMINATION OF EQUIPMENT AND TEST METHOD VARIATION

TITLE: **RECEIVER** **FK-30040-000**
PERFORMANCE SPECIFICATION **SHT 2.1**

| | |
|---------|---------|
| DR. BY | DATE |
| MMM | 8-18-06 |
| CK. BY | DATE |
| GJP | 8-18-06 |
| APP. BY | DATE |
| GJP | 8-18-06 |