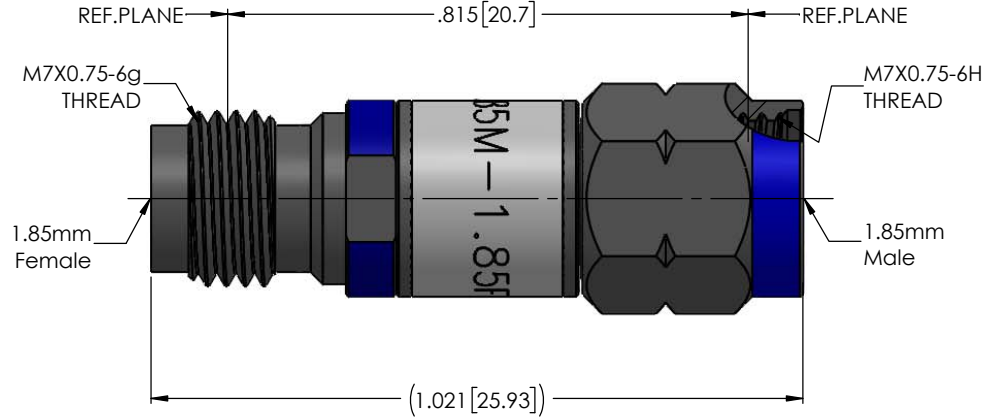
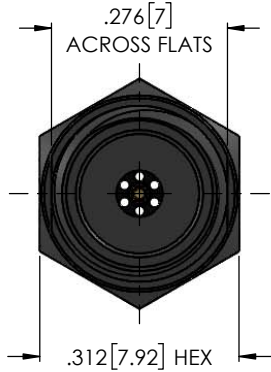


ALL DIMENSIONS IN BRACKETS ARE IN MM AND ARE FOR REFERENCE PURPOSE ONLY

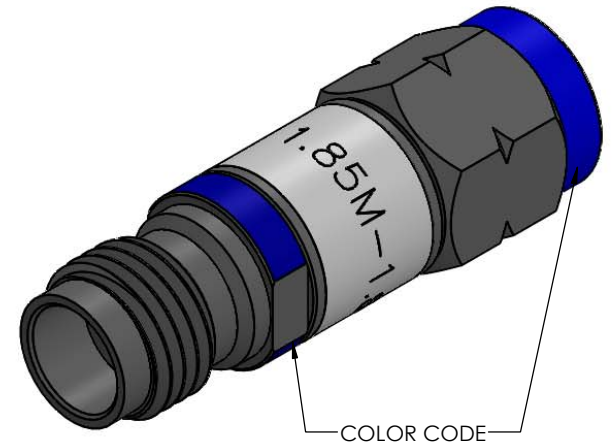
8134000K001-802-C



ELECTRICAL SPECIFICATIONS	
FREQUENCY RANGE	DC- 65GHz
VSWR	1.35 Max @ 65GHz
INSERTION LOSS	0.50dB Max@ 65GHz
WORKING VOLTAGE@SEA LEVEL	150 Vrms
DWV@SEA LEVEL	500 Vrms
INSULATION RESISTANCE	5000MΩ
MECHANICAL SPECIFICATIONS	
DURABILITY	500 CYCLES MIN
COUPLING NUT TORQUE - RECOMMENDED	7-10 IN.LBS [0.8 -1.1N.m]
CONTACT CAPTIVATION	≥4.5 LBS [20N]
ENVIRONMENTAL SPECIFICATIONS	
TEMP RANGE	-55° TO +125° C

NOTES:

- ASSEMBLED CONNECTOR INTERFACE IS DESIGNED IN ACCORDANCE WITH IEC61169-32(1.85mm).



DESCRIPTION	MATERIAL	FINISH
CONTACT - HIGH FREQUENCY	BERYLLIUM COPPER PER ASTM B196, C17300, TEMPER TD04	GOLD PLATE PER ASTM B488
BUSHING - HIGH FREQUENCY	BRASS PER ASTM B16, C36000 ALLOY, TEMPER H02	GOLD PLATE PER ASTM B488
INSULATOR - HIGH FREQUENCY	NORYL EN265, POLYPHENYLENE OXIDE (PPO), PER ASTM D-4349 PPE220B50541 F13 G1106	N/A
LOCKING RING	BERYLLIUM COPPER PER ASTM B196, C17300, TEMPER TD04	N/A
COUPLING NUT	CORROSION RESISTANT STEEL PER ASTM 582, S30300, COND. A	PASSIVATE PER SAE-AMS-2700
BODY - HIGH FREQUENCY	CORROSION RESISTANT STEEL PER ASTM 582, S30300, COND. A	PASSIVATE PER SAE-AMS-2700

Table 1

PROPRIETARY AND CONFIDENTIAL  
 THE INFORMATION CONTAINED IN THIS DRAWING IS THE SOLE PROPERTY OF DELTA ELECTRONICS (NANJING) CO.LTD. ANY REPRODUCTION IN PART OR AS A WHOLE WITHOUT THE WRITTEN PERMISSION OF DELTA ELECTRONICS (NANJING) CO.LTD. IS PROHIBITED.  
 FILE NAME: 8134000K001-8021-C

UNLESS OTHERWISE SPECIFIED:	
DIMENSIONS ARE IN INCHES	
TOLERANCES:	
FRACTIONAL 1/64	
ANGULAR: MACH 1° BBND 1°	
TWO PLACE DECIMAL .01	
THREE PLACE DECIMAL .005	
MAX CORNER BREAK = .005	
MAX. T.I.R. = .004	
SURFACE FINISH = A3 or BETTER	
☉ DENOTES CRITICAL DIMENSION	
THIRD ANGLE PROJECTION	
MATERIAL	SEE TABLE
FINISH	SEE TABLE
SCALE:	

NAME	DATE	DELTA MICROWAVE ELECTRONICS (NANJING) CO., LTD	
DRAWN	VINCENT 8/18/2020	www.DeltaRF.com / Ph: 025-84195408/ Fax: 025-84195407	
CHECKED	JAMES 8/18/2020	TITLE:	
ENG APPR.	JAMES 8/18/2020	1.85mm MALE To 1.85mm FEMALE STRAIGHT ADAPTER	
COMMENTS:		SIZE	REV
		<b>B</b>	-
		DWG. NO.	8134000K001-802-C
		CODE ID - 00795	WEIGHT: 6.71 g
		SHEET 1 OF 1	