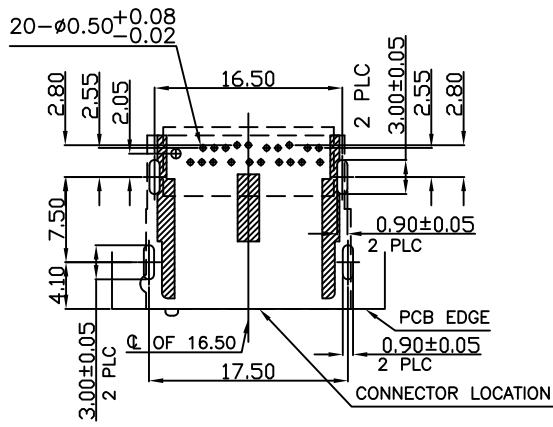
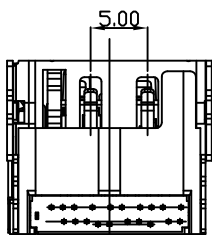
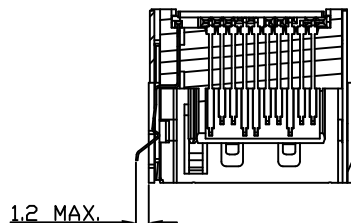
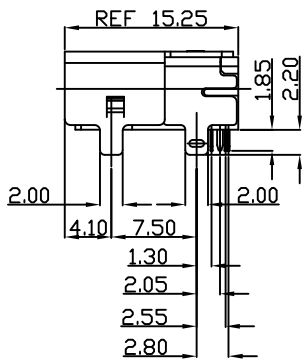
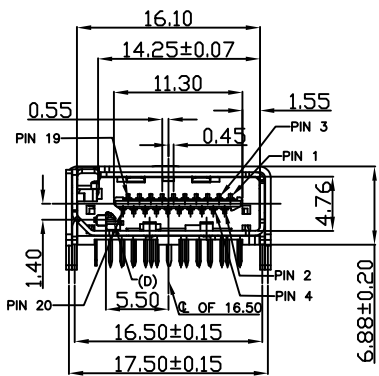


NOTES:

- 1.MATERIAL:  
 1-1. HOUSING:THERMOPLASTIC. HIGH TEMP.  
 (POLYPLASTICS E130i),UL94V-0.  
 1-2. CONTACTS: ALLOY COPPER.  
 1-3. SHELL: STEEL.  
 1-4. LATCH: STEEL.  
 1-5. DETAIL PIN: STEEL.
- 2.FINISH:  
 2-1. CONTACT:G/F GOLD PLATING ON CONTACT AREA.  
 2.54um(100 MIRCO) MIN. TIN PLATING ON  
 SOLDER TAILS.  
 2-2. SHELL:1.27um(50 MIRCO) MIN. NICKEL  
 UNDER PLATING OVER ALL.  
 2-3. LATCH:1.27um(50 MIRCO) MIN. NICKEL OVER ALL.  
 2-4. DETAIL PIN: 1.27um(50 MIRCO) MIN. NICKEL OVER ALL.



RECOMMENDED P.C.B.LAYOUT(THK=1.20MM)  
 TOP VIEW( TOLERANCES : ±0.05mm)

HDMI		DISPLAYPORT	
PIN	SIGNAL NAME	PIN	SIGNAL NAME
1	TMDS Data2+	1	ML_LANE 0(p)
2	TMDS Data2 Shield	2	GND
3	TMDS Data2-	3	ML_LANE 0(n)
4	TMDS Data1+	4	ML_LANE 1(p)
5	TMDS Data1 Shield	5	GND
6	TMDS Data1-	6	ML_LANE 1(n)
7	TMDS Data0+	7	ML_LANE 2(p)
8	TMDS Data0 Shield	8	GND
9	TMDS Data0-	9	ML_LANE 2(n)
10	TMDS Clock+	10	ML_LANE 3(p)
11	TMDS Clock Shield	11	GND
12	TMDS Clock-	12	ML_LANE 3(n)
13	CEC	13	GND
14	reserved (in cable but N.C. on device)	14	GND
15	SCL	15	AUX CH (p)
16	SDA	16	GND
17	DDC/CEC GROUND	17	AUX CH (n)
18	+5V Power	18	Hot Plug Detect
19	Hot Plug Detect	19	Return
		20	DP_PWR
21		21	

PROPRIETARY NOTE:  
 This document contains confidential information and proprietary to Rego Electronics and shall not be reproduced or disclosed to other documents or used for any purpose other than that for which was obtained without the expressed written consent of Rego Electronics.

.X ±0.30	APPROVED: Chris	
.XX ±0.20	CHECKED: Denny	
.XXX±0.15	DRAWN: Bryan	
X' ± 3'		
	UNITS: mm	SCALE: NONE
TITLE: HDMI & DISPLAY PORT 2 IN 1 CONNECTOR		PART NO: 845-002-217CRL
SHEET: 1 OF 1		

A	RELEASE	06.24.2014
REV	DESCRIPTION	DATE