

RF, Microwave and Datalink Contacts

for MIL-DTL-38999, SuperNine®, Mighty Mouse and Micro-Crimp® Connectors



Low-Loss Matched-Impedance Coaxial Contacts

Size #12 50 Ohm Matched-Impedance Coaxial Contacts



Pin Contact



Socket Contact
(MIL-DTL-38999 Series II, Glenair Series 79 and Series 80)



Socket Contact
(MIL-DTL-38999 Series I, III, and IV)

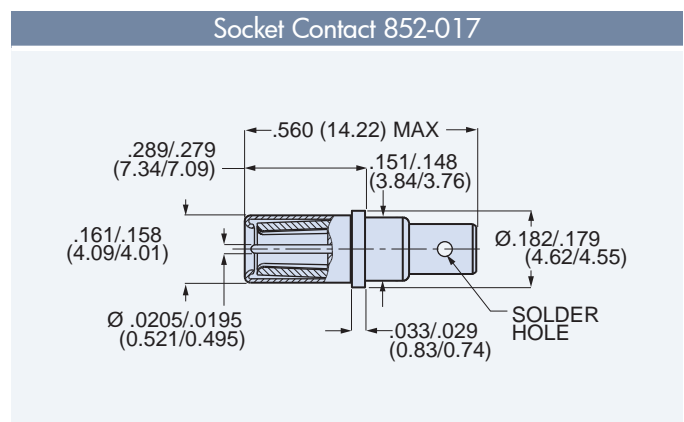
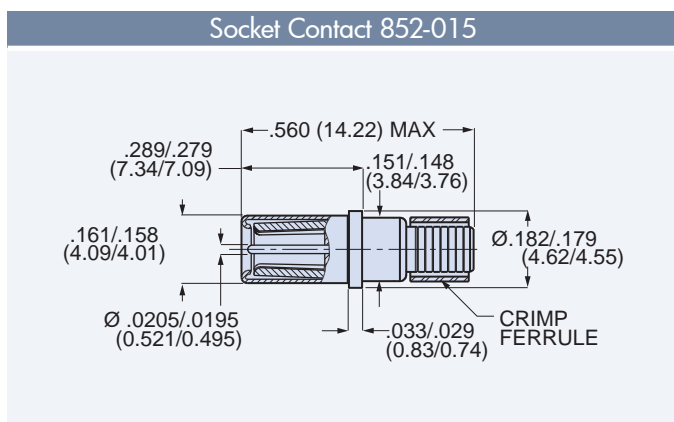
Coax contacts fit Glenair Series 79 Micro-Crimp, Series 80 Mighty Mouse, and MIL-DTL-38999 Series I, II, III and IV connectors with size 12 contact cavities. 50 ohm nominal impedance. DC – 3 GHz frequency range. Contacts are snap-in, rear-release. Gold plated copper alloy, fluoroplastic insulator.

DC – 3 GHz frequency range
50 ohm nominal impedance
50 microinches gold over nickel plating

Crimp termination
AS39029 performance
Accepts RG-405-Flex low-loss microwave cable

Size 12 50 Ohm Matched-Impedance Coaxial Contacts				
RG Cable	Max. Freq.	Pin Contact	Socket Contact	
			M38999 Series I, III, IV	M38999 Series II Series 79, 80
RG178 (M17/93-RG178)	3 GHz	852-016-03	852-019-03	852-015-03
RG316 (M17/113-RG316)	3 GHz	852-016-01	852-019-01	852-015-01
RG316DS (M17/152-00001)	3 GHz	852-016-02	852-019-02	852-015-02
RG405-FLEX	3 GHz	852-018	852-037	852-017

Technical Data		
Specifications	Construction	Connector Compatibility
Operating temperature: -65°C. to +200°C. VSWR: 1.32:1 max. @ 3 GHz Nominal impedance: 50 ohms Insertion loss: 0.20 dB maximum at 3 GHz Dielectric withstanding voltage: 1000 Vac rms at sea level Current rating: 1 ampere Durability: 500 mating cycles Shock: EIA-364-27 condition D Vibration: EIA-364-28 condition VI, letter J	Center contact, body, crimp sleeve: copper alloy, 50 microinches gold over nickel plating Insulator: fluoroplastic	MIL-DTL-38999 Series I, II, III and IV Glenair Series 23 SuperNine® Glenair Series 79 Micro-Crimp® Glenair Series 80 Mighty Mouse



RF, Microwave and Datalink Contacts

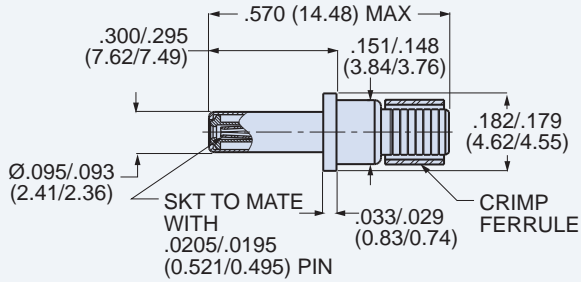
for MIL-DTL-38999, SuperNine®, Mighty Mouse and Micro-Crimp® Connectors



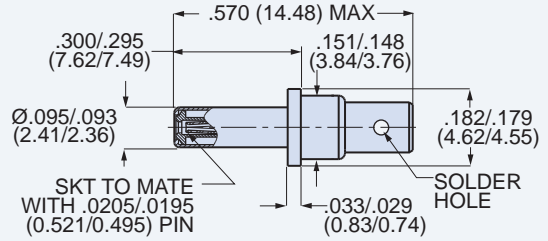
Low-Loss Matched-Impedance Coaxial Contacts

Size #12 50 Ohm Matched-Impedance Coaxial Contacts

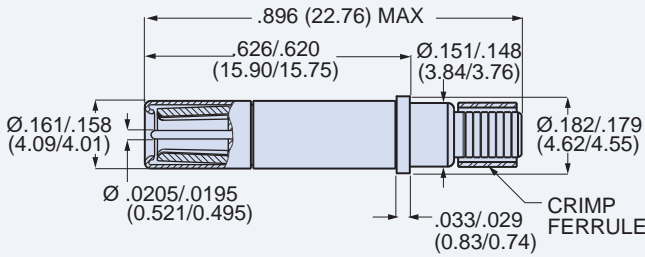
Pin Contact 852-016



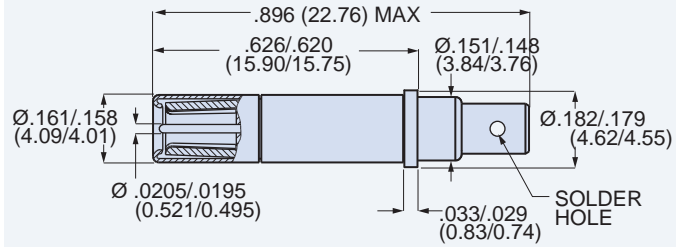
Pin Contact 852-018



Socket Contact 852-019



Socket Contact 852-037



Crimp Tools, Installation/Removal Tool, Assembly Instruction Sheet

Contact Part Number	Crimp Tools				Installation/Removal Tool	Assembly Instruction Sheet
	Inner Contact		Shield Crimp Sleeve			
	Crimper	Positioner	Crimper	Hex Die		
852-015	809-128 (MH992)	859-006 (K1721)	809-129 (M22520/5-01)	809-130 (M22520/5-03)	809-132 (M81969/14-04)	AI85001
852-016	809-128 (MH992)	859-006 (K1721)	809-129 (M22520/5-01)	809-130 (M22520/5-03)	809-132 (M81969/14-04)	AI85001
852-017	(Solder termination)	(Solder termination)	(Solder termination)	(Solder termination)	809-132 (M81969/14-04)	AI85002
852-018	(Solder termination)	(Solder termination)	(Solder termination)	(Solder termination)	809-132 (M81969/14-04)	AI85002
852-019	809-015 (M22520/2-01)	859-123 (K1457)	809-129 (M22520/5-01)	809-130 (M22520/5-03)	809-132 (M81969/14-04)	AI85047
852-037	(Solder termination)	(Solder termination)	(Solder termination)	(Solder termination)	809-132 (M81969/14-04)	AI85081

Inner Contact Crimp Tools



Shield Crimp Tool



Installation/Removal Tool

