

852-030 **852-042**
852-031 **852-043**

- Size 8
- 50 Ohm
- 6 GHz
- Solder + Crimp Termination

COAX CONTACTS



50 ohm. 6 GHz. Size 8. Snap-in, rear release coax contacts fit Glenair Series 80 Mighty Mouse connectors, Glenair Series 23 SuperNine and MIL-DTL-38999 connectors with size 8 contact cavities. 50 ohm nominal impedance. DC – 6 GHz frequency range. Inner contact is solder type, shield termination is crimp type. Supplied as unassembled kit with instruction sheet.

PART NUMBER						
Coax Cable	Pin Part Number		Socket Part Number		A Hex Crimp	
	With Sealing Boot	No Sealing Boot	With Sealing Boot	No Sealing Boot	in	mm
M17/152-00001 <i>(RG316-DS)</i>	852-031-01F	852-031-01	852-030-01F	852-030-01	.128	3.3
M17/113-RG316	852-031-02F	852-031-02	852-030-02F	852-030-02	.128	3.3
M17/060-RG142 M17/128-RG400 962-009-200 <i>(Glenair)</i>	852-031-03F	852-031-03	852-030-03F	852-030-03	.218	5.5
M17/28-RG58	852-031-04F	852-031-04	852-030-04F	852-030-04	.218	5.5
M17/220-0001	852-043F	852-043	852-042F	852-042	.213	5.4

CONNECTOR COMPATIBILITY

- MIL-DTL-38999
with size 8 contact cavities
- Series 233 SuperNine
with size 8 contact cavities
- Series 80 Mighty Mouse
with size 8 contact cavities

CONSTRUCTION

- Center contact, body, retainer, clamp nut: copper alloy, gold over nickel plating
- Dielectrics: fluoropolymer
- Sealing boot: fluorosilicone rubber, glass-filled thermoplastic

SPECIFICATIONS

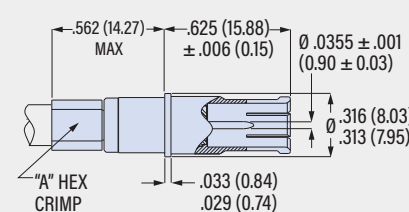
- Operating temperature: -65 °C to +200 °C
- VSWR: 1.25:1 max. @ 6 GHz
- Impedance: 50 ohm nominal
- Dielectric withstanding voltage: 1300 Vac rms at sea level, 250 Vac at 50,000 feet
- Current rating: 1 ampere
- Durability: 500 mating cycles

REMOVAL TOOL

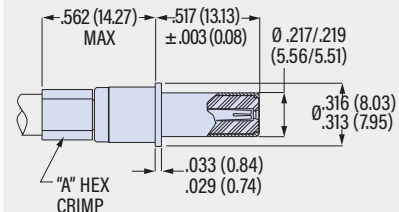
[859-022](#)
(M81969/14-06)



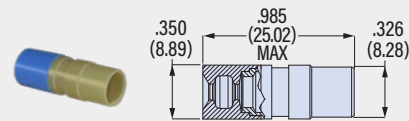
852-030, 852-042 SOCKET



852-031, 852-043 PIN



SEALING BOOT



Slide boot over cable, rubber end first, before terminating cable to contact. Install wired contact into connector, then slide boot into connector grommet to provide moisture seal.

Part Number	Cable Range
859-042-01	.090/.130 (2.3/3.3)
859-042-02	.130/.170 (3.3/4.3)
859-042-03	.170/.205 (4.3/5.2)

CRIMP TOOLS

Center contact is solder termination, no crimp tool is necessary. Terminate cable braid to contact with crimp tool and hex die set.



Tool	Part Number
Crimp Tool	809-129 (M22520/5-01)
Die Set, .128 Hex	809-130 (M22520/5-03)
Die Set, .213 Hex	859-051 (M22520/5-05)
Die Set, .218 Hex	859-007 (M22520/5-45)