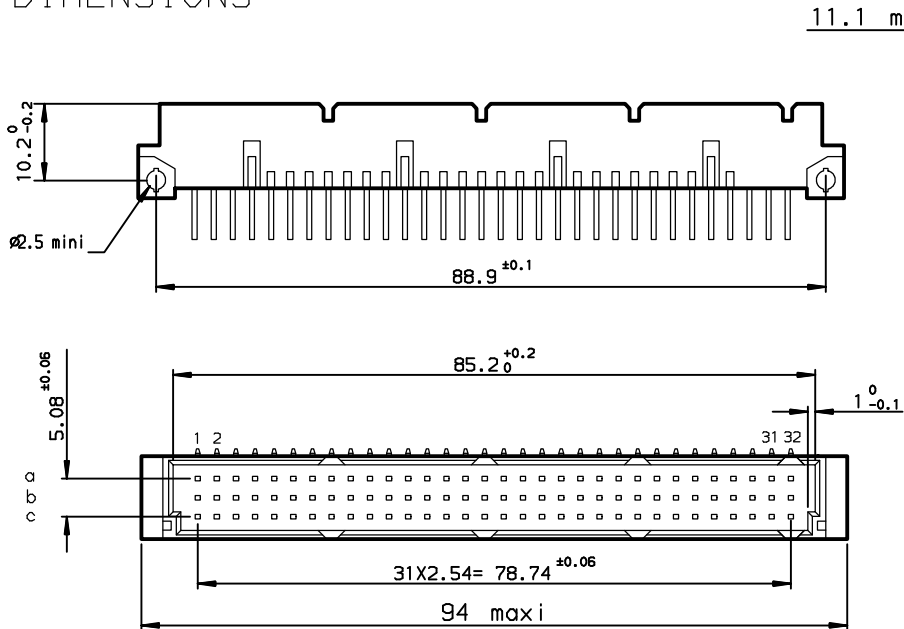
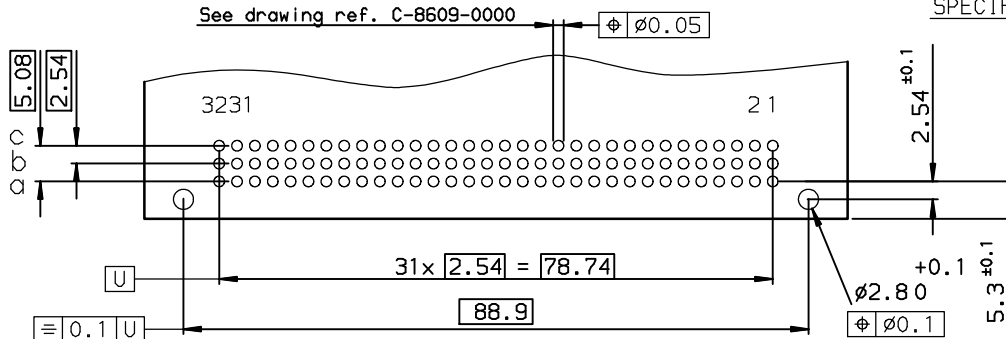


DIMENSIONS

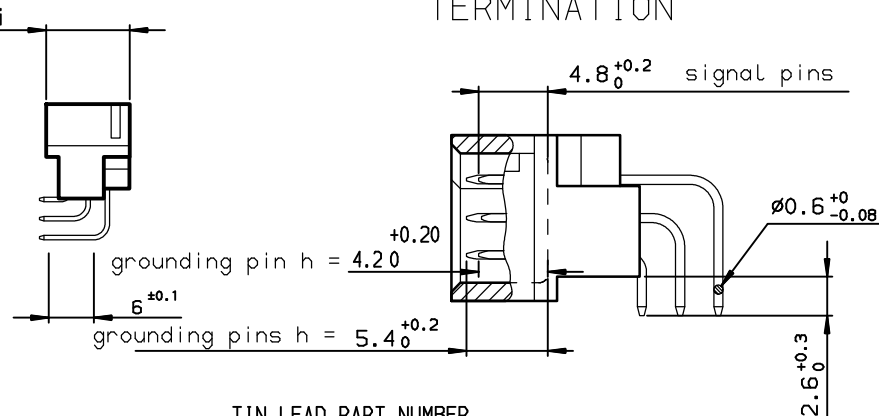


P.C. CARD DRILLING (Component side view)

See drawing ref. C-8609-0000



TERMINATION



TIN LEAD PART NUMBER

PART NUMBER

86093967113755957E1

LEAD FREE PART NUMBER

PART NUMBER

86093967113755DHLF

SPECIFICATION 957 or SPECIFICATION DH= 17 grounding pins h= 5.4mm in position

- row : a cavity : 2-7-15-23-32
- row : b cavity : 1-8-15-17-24-32
- row : c cavity : 1-8-14-20-31-32

1 grounding pins h= 4.2mm in position
row : c cavity : 24

GENERAL CHARACTERISTICS AND ROHS INFORMATIONS:
SEE DRAWING C-8609-0000A

European Views

www.fciconnect.com		surface ISO 1302 ✓	tolerance std ISO 406 ISO 1101	projection mm
TOLERANCES UNLESS OTHERWISE SPECIFIED				
Dr	LE GALLIC	2005/11/23	0.x ±0.1	size A3
Eng	H. LEGALLIC	2005/11/23	0.xx ±0.1	Scale 1.5
Chr	LEGARE	2005/11/23	0.xxx ±0.1	ECN LS06-0097
Appr	LEGARE	2005/11/23	Product family DIN 8609	Spec ref -
title STANDARD MALE RA 3 ROW		cat no -		Rev. B
96 CONTACTS		C-8609-1207		CUSTOMER sheet 1 of 1

rev	ecn no	dr	date
A	LS05-0070	-	2005/11/23
B	LS06-0097	LGO	2006/07/26
-	-	-	-
-	-	-	-
-	-	-	-
-	-	-	-



Copyright FCI.