

8700 Series



Mid-Size Video Jackfields



Product Description

The 8700 Series Mid-Size Video Jackfields offer outstanding performance for HDTV. The Jacks meet SMPTE 424M-2006 specifications at 3.0 GHz - 3 GB for the Television and Motion Picture Industry.

This Winchester KINGS® product contains superior features including color-coded inserts on the front panel for easy identification of functionality. The Jacks are also color-coded on the rear of the panel; Red identifies terminated and Green identifies feed-through Jacks. The rear of the panel is a brilliant white with sequential port numbering for increased visibility and an improved two-piece slide-on designation label on the front. The Mid-Size Video Jackfields are available in 2 x 32 position in 1 RU or 1.5 RU heights.



- Color-coded Video Jacks and Inserts on the front of the panel allow users to visually identify Video Jack functionality from both the front and rear of equipment racks.

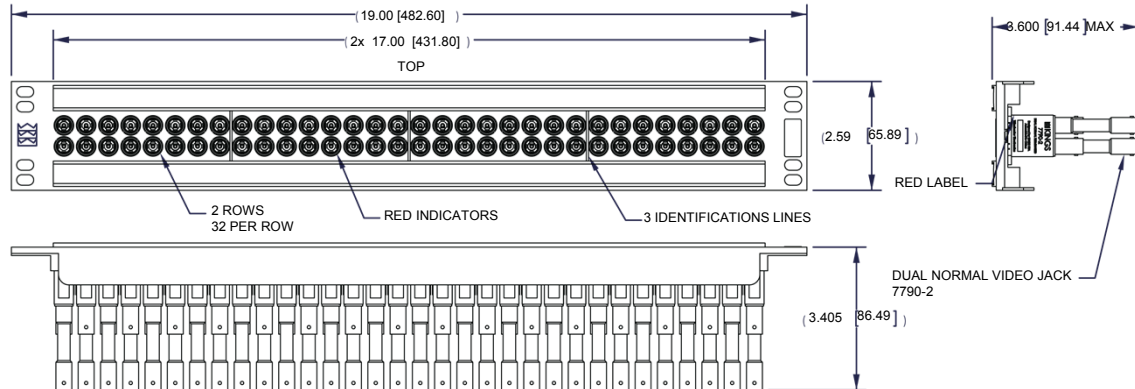
- Normal terminated and unterminated Jacks feature a red label. “Non-Normal” or “Feed-Thru” Jacks feature a green label.
- Brilliant white rear panel with black sequential port numbering from 1-64 increases visibility and makes it easier to locate a specific video port in dark cabled equipment bays.

- New two-piece slide-on label designation system is simple to use. Printed labels are inserted into a mounted tract which holds the label in place until the clear protective cover is installed.

8700 Series Mid-Size Video Jackfields


Part Number	Configuration
8700-000-00701N	2x32, 1.5 RU, Dual, Normal, Terminated
8700-000-00702N	2x32, 1 RU, Dual, Normal, Terminated
8700-000-00703N	2x32, 1 RU, Dual, Feed-Thru

8700-000-00701N Shown



7790 Mid-Size Video Jacks

Part Number	Configuration
7790-2	Dual, Normal, Terminated
7790-3	Dual, Normal, Underterminated
7790-4	Dual Feed Thru



Specifications

Electrical

Bandwidth: 3.0 GHz – 3 GB meets SMPTE 424M-2006 for HDTV
 Nominal Impedance: 75 Ohms
 Return Loss: <-10 dB up to 4.1 GHz
 Contact Resistance: Less than 25 Milliohms
 Termination Resistance: 75 Ohms +/- 5%
 Center Contact Accepts: 0.050 pin diameter

Mechanical

Mechanical Shock: Per Mil-STD-202, Method 213, Test Condition 1
 Vibration: Per Mil-STD-202, Method 204, Test Condition A
 Insertion Force: 10 pounds maximum
 Withdrawal Force: 2-10 pounds
 Life Cycle: 30,000 minimum

Environmental

Operating Temperature: -40 degrees C to 85 degrees C
 Storage Temperature: -40 degrees C to 85 degrees C
 Salt Spray: Per Mil-STD-202, Method 101, Test Condition B
 Thermal Shock: Per Mil-STD-202, Method 107, Test Condition A
 Moisture: Per Mil-STD-202, Method 106
 RoHS: Compliant

Material

Housing: Zinc Alloy, Nickel plated
 Center Contact: Copper Alloy, Gold plated
 Switching Contact: Copper Alloy, Gold plated
 Grounding Contact: Copper Alloy, Gold plated
 Insulator: Teflon® & TPX



Winchester Electronics
 199 Park Road Extension, Suite 104
 Middlebury, Connecticut 06762
 203.741.5400 Phone
 203.741.5500 Fax
www.winchesterelectronics.com