


# › Millennium 3, Millennium Evo & em4 Accessories Temperature sensors

› Integrated converter:  
0-10 V<sub>DC</sub> / 4-20 mA  
output for direct  
connection to the em4 and  
Millennium 3 analog inputs



Specific Characteristics						
Description	Range	Accuracy	Supply	Protection casing	Protection probe	Code
Zone/space probe	-10 → +40 °C	See curve	24 V $\overline{\sim}$	IP30	-	89 750 190
Duct probe	-10 → +60 °C	See curve	24 V $\overline{\sim}$	IP54	IP65	89 750 191
External probe	-10 → +40 °C	See curve	24 V $\overline{\sim}$	IP54	IP65	89 750 192
Remote/submersible probe	-10 → +110 °C	See curve	24 V $\overline{\sim}$	IP54	IP65	89 750 193

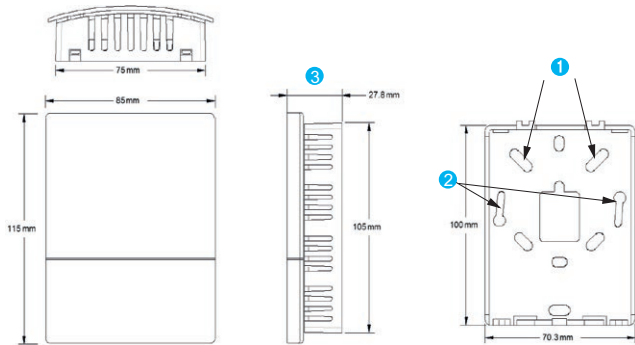
Accessories			
Description	Accuracy	Protection casing	Code
316 stainless steel protective sleeve	-20 → +400 °C	16 bar	89 750 147

General characteristics	
<b>Environmental characteristics</b>	
Ambient characteristics	89 750 190: -10 → +50 °C / 89 750 191 - 192 - 193: -30 → +70 °C
Ambient humidity	0 → 95 % RH no condensing
Housing material	ABS (flame retardant)
<b>Electrical characteristics</b>	
Supply voltage	24 V $\overline{\sim}$
Output	0 → 10 V <sub>DC</sub> / 4 - 20 mA self-detecting (not loop powered)

Diagrams

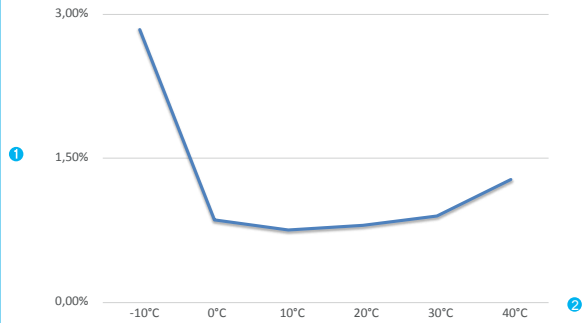
Dimensions (mm)

89 750 190



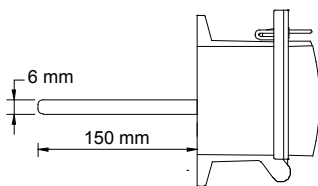
- 1 Cut-outs made prior to delivery
- 2 Fixing holes
- 3 Total depth 27.8 mm

89 750 190

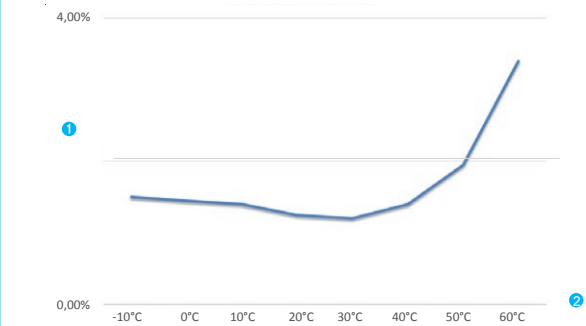


- 1 Accuracy
- 2 Temperature

89 750 191

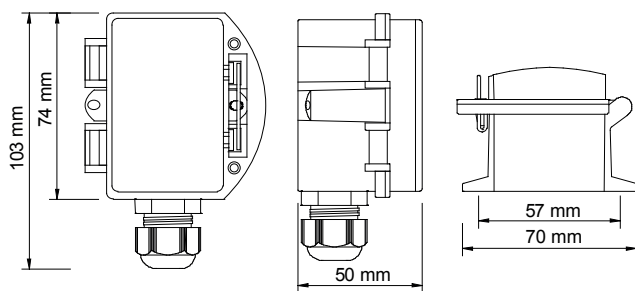


89 750 191

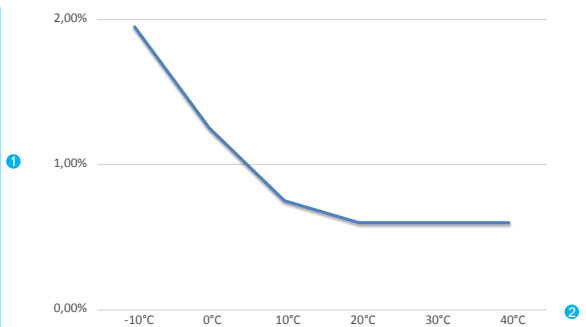


- 1 Accuracy
- 2 Temperature

89 750 192



89 750 192



- 1 Accuracy
- 2 Temperature