

Part No. 9001118

V2X Ceramic Patch Antenna

5.9 GHz DSRC Band

Supports: V2V/V2I/V2P Applications, Automotive, Vehicle Safety Applications, Intelligent Transportation System



V2X Ceramic Patch Antenna

US – Band 5850 – 5925 MHz
EU – Band 5870 – 5905 MHz

KEY BENEFITS

Reduced Costs and Time-to-Market

Standard antenna eliminates design fees and cycle time associated with a custom solution; getting products to market faster.

Greater Flexibility with Unique Form Factors

KYOCERA AVX's technology helps you deliver more advanced ergonomic designs without adverse impact on product performance.

RoHS Compliant

Products are the latest RoHS version compliant.

APPLICATIONS

- Vehicle safety applications
- Automotive
- Connected car application
- safety driving support
- Embedded system

KYOCERA AVX family of ceramic patch antennas are designed to offer the best performances for a wide range of applications. The 9001118 antenna is specifically designed for Dedicated Short Range Communication systems. This high performance antenna is perfect for V2X applications to provide the high-secure and high-speed wireless communication between vehicle and Infrastructure

Global Operations & Design Support

KYOCERA AVX's global operations support an integrated network of design centers that can take projects from concept to production.

Electrical Specifications

Typical performance measured with 70 x 70 mm PCB

Frequency (GHZ)	5.850 – 5.925
Gain 0° xz plane	4 dB
Average Efficiency	55 %
Return Loss	< -15 dB
Polarization	R.H.C.P
Impedance	50 ohm

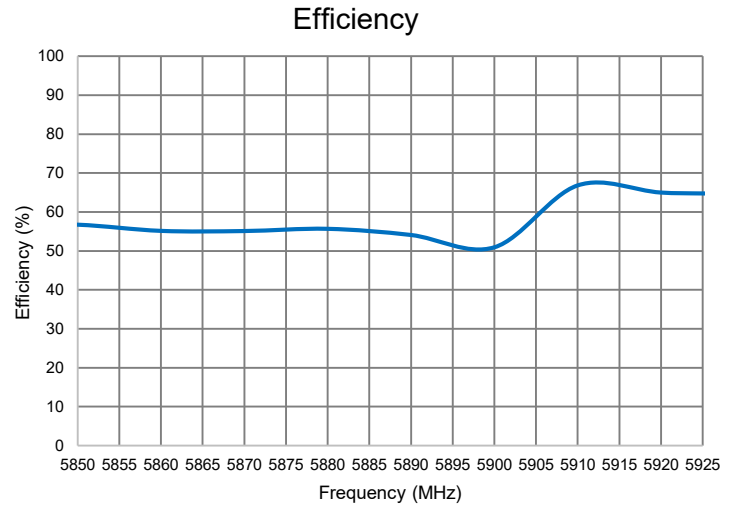
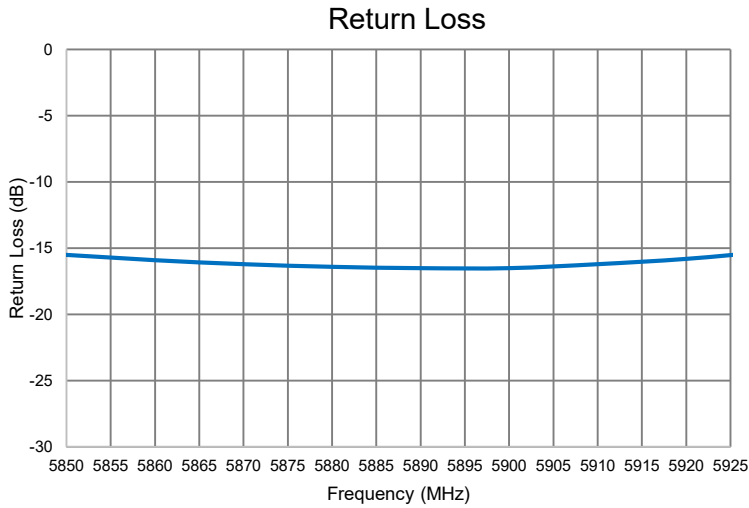
Mechanical Specifications & Ordering Part Number

Ordering Part Number	9001118
Dimensions (mm)	13.00 ± 0.20 length 13.00 ± 0.20 width 4.00± 0.20 thickness
Mounting	Adhesive 3M (11x11x0.05) 1 trough-hole Soldered Pin
Weight (grams)	12
Operating Temperature (°C)	-40 to +70

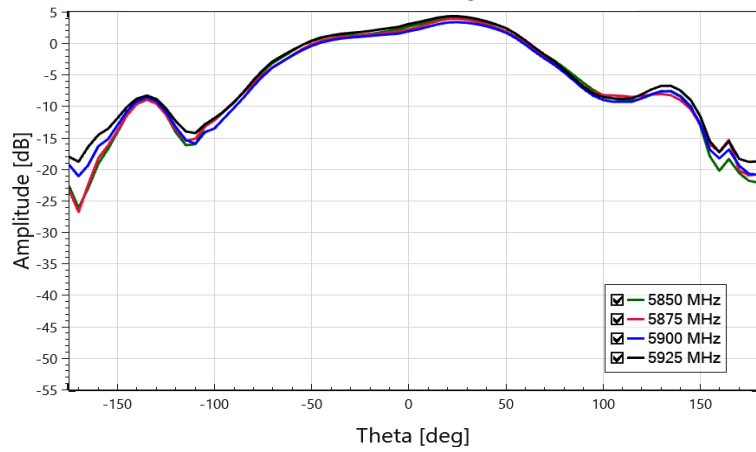
5.9 GHz DSRC Ceramic Patch Antenna Specifications
 KYOCERA AVX produces a wide variety of standard and custom antennas to meet user needs

Return Loss, Efficiency, Peak Gain and RHCP Gain Plots

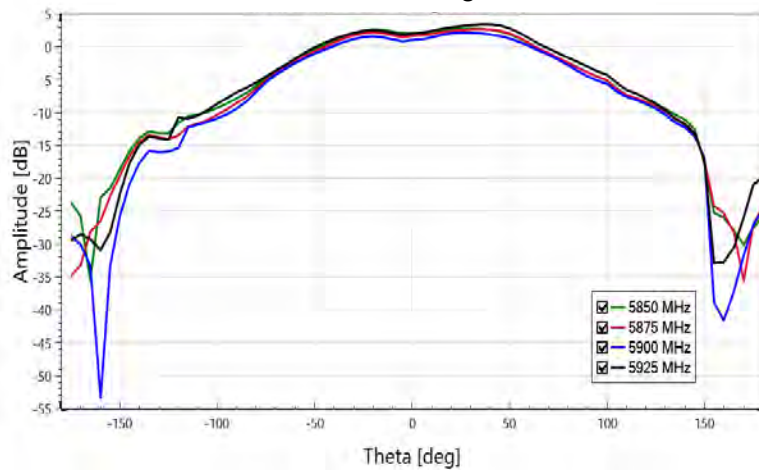
Typical performance measured with 70 x 70 mm PCB



RHCP Gain Phi = 90 deg YZ Plane




RHCP Gain Phi = 0 deg XZ Plane



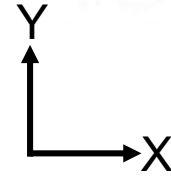
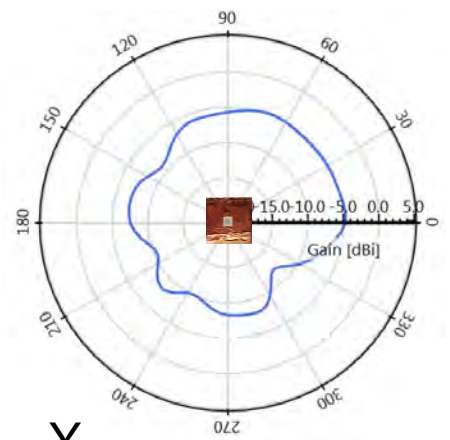
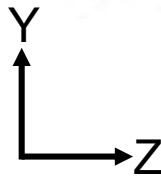
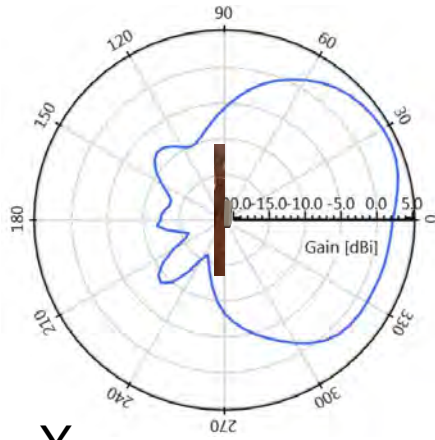
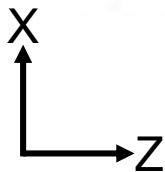
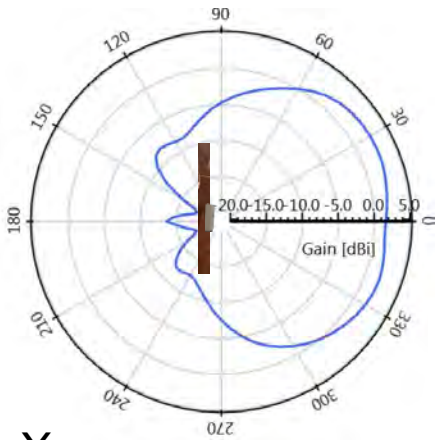
5.9 GHz DSRC Ceramic Patch Antenna Specifications
 KYOCERA AVX produces a wide variety of standard and custom antennas to meet user needs

Antenna Radiation Patterns and Axial Ratio

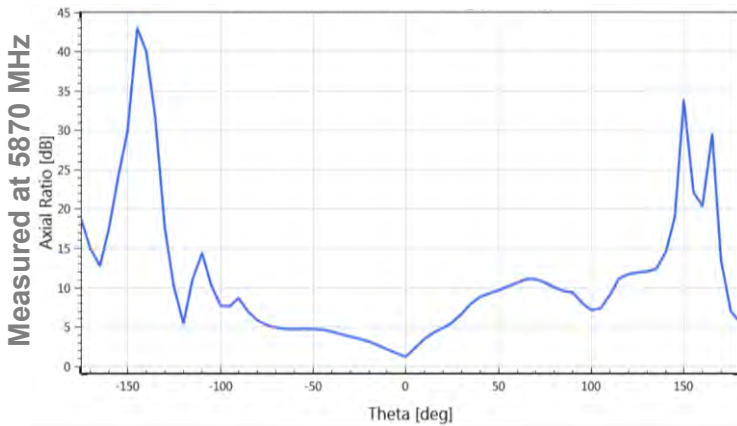
Typical performance measured with 70 x 70 mm PCB
 Measured at 5870



Measured at 5870 MHz



Phi=90°



Phi=0°

