

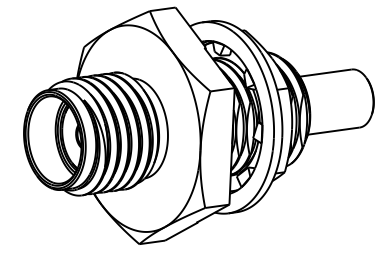
NOTES:

- 1. MATERIALS AND FINISHES:  
 BODY, BULLET CONTACT, SLEEVE, INNER FERRULE,  
 HEX NUT & LOCK WASHER - BRASS, GOLD PLATING  
 CONTACT - BeCu, GOLD PLATING  
 INSULATOR & INSULATOR DISC - PTFE, NATURAL  
 GASKET & O-RING - SILICONE RUBBER, RED
- 2. ELECTRICAL:  
 A. IMPEDANCE: 50 OHM  
 B. FREQUENCY: DC - 7.1 GHz  
 C. VSWR: 1.30 MAX. DC - 3 GHz  
     1.50 MAX. 3 - 6 GHz  
     1.70 MAX. 6 - 7.1 GHz  
 D. DIELECTRIC WITHSTANDING VOLTAGE: 500 VRMS, MIN.
- 3. MECHANICAL:  
 A. DURABILITY: 500 CYCLES MIN.  
 B. TEMPERATURE RANGE: -65°C TO +165°C  
 C. SEALING: MEETS IP-67 REQUIREMENTS IN UNMATED CONDITION

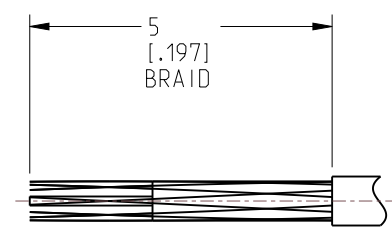
- 4. PACKAGING:  
 A. QUANTITY: SINGLE PACK  
 B. MARKING: PACKAGING TO BE MARKED  
     "AMPHENOL RF, 901-10796 & DATE CODE"
- 5. CABLE ASSEMBLY INSTRUCTIONS:  
 A. TRIM CABLE AS SHOWN (TWO STAGE TRIM).  
 B. INSERT CABLE THROUGH INNER FERRULE AND PEEL BRAID BACK  
     OVER INNER FERRULE.  
 C. INSTALL SLEEVE AND INSULATOR DISC OVER CABLE, BOTTOMING ON  
     INNER FERRULE.  
 D. SOLDER BULLET CONTACT TO CABLE CENTER CONDUCTOR,  
     BOTTOMING ON INSULATOR DISC.  
 E. INSERT CABLE INTO CONNECTOR UNTIL IT BOTTOMS.  
 F. CRIMP BODY OVER INNER FERRULE USING .105" HEX.

6. SHOWS CABLE ENTRY DIMENSIONS.

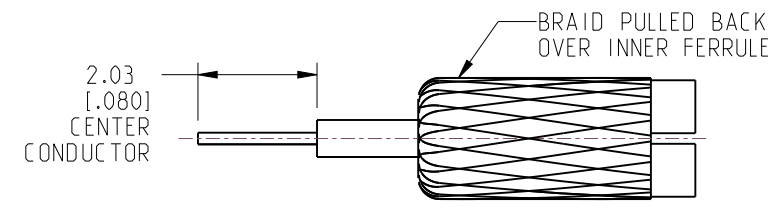
REVISIONS				
REV	DESCRIPTION	DATE	ECN	BY
A	RELEASE TO MFG.	17-Oct-22	16510	SH



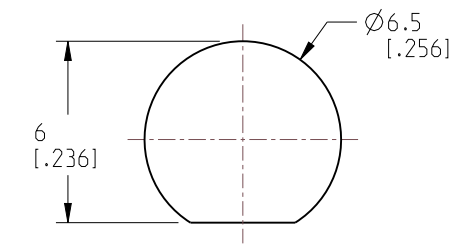
SCALE 2.500



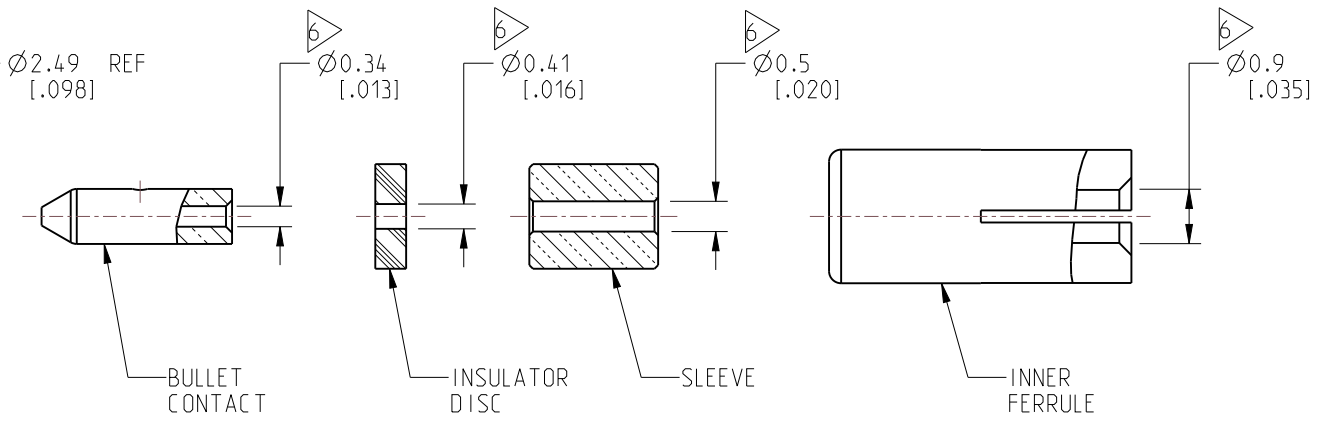
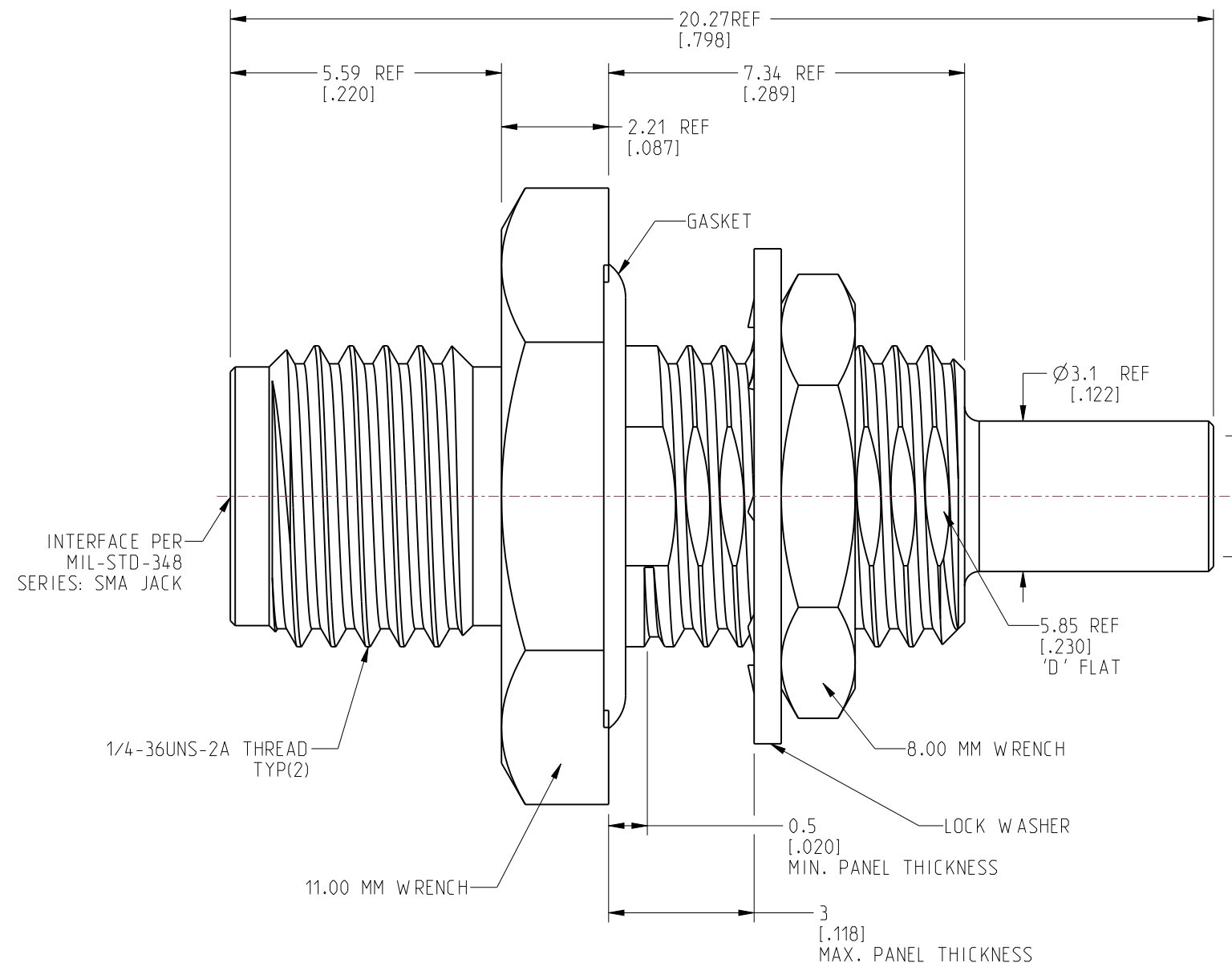
RECOMMENDED CABLE STRIPPING DIMENSIONS (TRIM 1)



RECOMMENDED CABLE STRIPPING DIMENSIONS (TRIM 2)



RECOMMENDED MOUNTING HOLE DIMENSIONS



**CUSTOMER OUTLINE DRAWING**  
 ALL OTHER SHEETS ARE FOR INTERNAL USE ONLY

NOTICE: These drawings, specifications, or other data (1) are, and remain the property of Amphenol corp. (2) must be returned upon request; and (3) are confidential and not to be disclosed to any person other than those to whom they are given by Amphenol Corp. The furnishing of these drawings, specifications, or other data by Amphenol Corp., or to any other person to anyone for any purpose is not to be regarded by implication or otherwise in any manner licensing, granting rights to permitting such holder or any other person to manufacture, use or sell any product, process or design, patented or otherwise, that may in any way be related to or disclosed by said drawings, specifications, or other data.

THIRD ANGLE PROJ. REFERENCE EAR# 10156

UNLESS OTHERWISE SPECIFIED DIMENSIONS ARE METRIC (INCHES) AND TOLERANCES ARE:  
 <0.5mm = ±0.05mm [-0.020 = ±0.002]  
 >0.5 - 6mm = ±0.1mm [+0.020 - 0.236 = ±0.004]  
 >6.00 - 30mm = ±0.2mm [+0.236 - 1.181 = ±0.008]  
 >30.00 - 120mm = ±0.3mm [+1.181 - 4.725 = ±0.012]

ANGLES = ±1°

MATERIAL: SEE NOTES

ENGR.1 KRISHNA S ENGR.2 ERVING DATE 22-MAR-21

TITLE: SMA STR BHD JACK IP 67 FRONT MOUNT FOR 0.81 MM CABLE

SHEET NO. 2 OF 2 SCALE: 8.0:1.0

Amphenol RF

SIZE B	DRAWING NO. 901-10796	REV A
	ITEM NO. 901-10796	
	PART NO. 901-10796	