

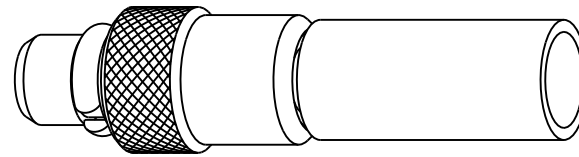
NOTES:

1. MATERIALS AND FINISHES:  
 BODY COMPONENTS - BeCu, WHITE BRONZE (Cu, Sn, Zn) PLATING  
 CONTACT AND C-RING - BeCu, GOLD PLATING OVER WHITE BRONZE (Cu, Sn, Zn)  
 FERRULE - COPPER TUBING, WHITE BRONZE (Cu, Sn, Zn) PLATING  
 INSULATOR - PTFE
2. ELECTRICAL:  
 A. IMPEDANCE: 50 OHM  
 B. FREQUENCY RANGE: DC - 6 GHz  
 C. VSWR(RETURN LOSS): 1.20:1 (21 dB), MAX.  
 D. DIELECTRIC WITHSTANDING VOLTAGE: 500 VRMS, MIN.
3. MECHANICAL:  
 A. DURABILITY: 500 CYCLES MIN.  
 B. TEMPERATURE RANGE: -65° C TO 165° C  
 C. SOLDER CONTACT  
 D. CRIMP FERRULE WITH .105" HEX
4. PACKAGING:  
 A. QUANTITY: BULK PACK 100  
 B. MARKING: BAG TO BE MARKED  
 "AMPHENOL, 908-NM41200 100 PIECES, DATE CODE"  
 AND "NON-MAGNETIC CONNECTORS"

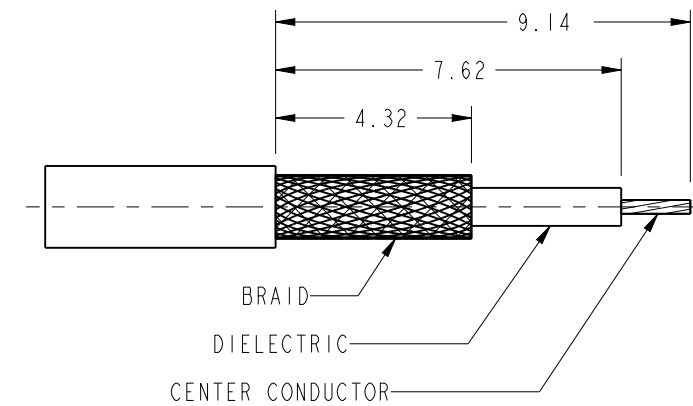
THIRD ANGLE PROJ.

REVISIONS

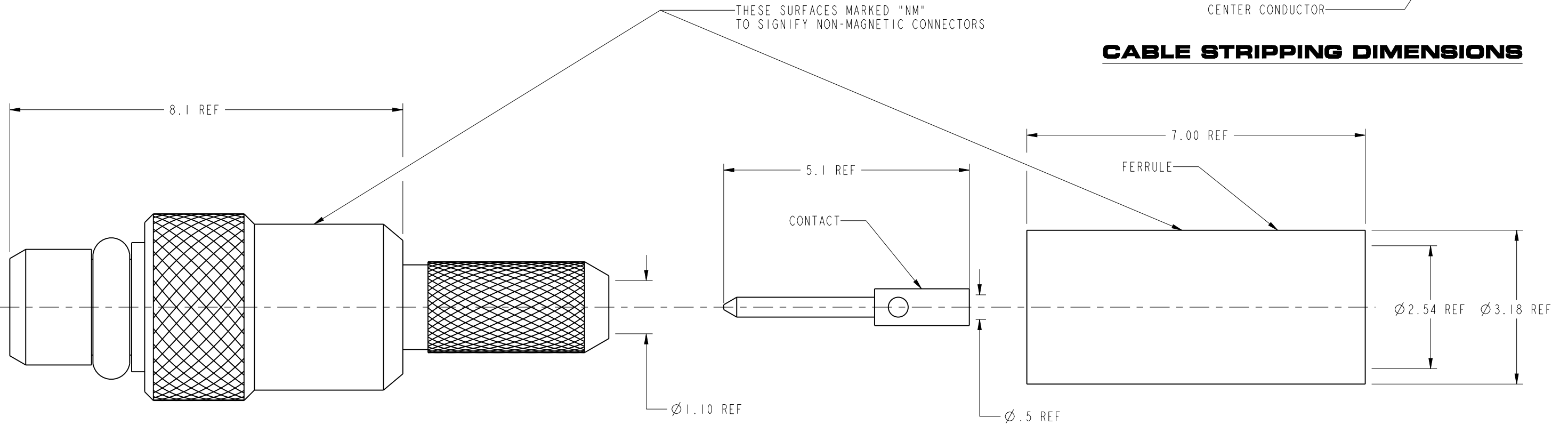
REV	DESCRIPTION	DATE	ECO	APPR
A	RELEASE TO MFG.	10/24/06	46108	KJC
B	CORRECT INTERFACE DIM'S	10/24/06	46304	KJC
C	SEE SHEET 1	4/14/11	48339	JTS



SCALE 5.000



**CABLE STRIPPING DIMENSIONS**



**CUSTOMER OUTLINE DRAWING**

ALL OTHER SHEETS ARE FOR INTERNAL USE ONLY

UNLESS OTHERWISE SPECIFIED, DIMENSIONS ARE IN METRIC AND TOLERANCES ARE: 0.5 - 6mm ±0.1mm    6 - 30mm ±0.2mm    30 - 120mm ±0.3mm    ANGLES ±1°	MATERIAL	DRAWN	DATE	TITLE		Amphenol RF Danbury CT USA, Tainan, Taiwan, Shenzhen, China www.amphenolrf.com
	-	K. CAPOZZI	18-Jul-06	ASSEMBLY MMCX PLUG STRAIGHT RG-178 NON MAGNETIC		
NOTICE - These drawings, specifications, or other data (1) are, and remain the property of Amphenol corp. (2) must be returned upon request; and (3) are confidential and not to be disclosed to any person other than those to whom they are given by Amphenol Corp., the furnishing of these drawings, specifications, or other data by Amphenol Corp., or to any other person to anyone for any purpose is not to be regarded by implication or otherwise in any manner licensing, granting rights to permitting such holder or any other person to manufacture, use or sell any product, process or design, patented or otherwise, that may in any way be related to or disclosed by said drawings, specifications, or other data.	REFERENCE	ENGINEER	DATE	SCALE: 12.0:1.0		DRAWING NO.
	EAR # 1952    AND	K. CAPOZZI	18-Jul-06	SHEET 2 OF 2		ITEM NO.
	CONFIGURATION LEVEL:	APPROVED	B. C. GLEISSNER	DATE	DWG SIZE	CODE ID
FINISH			10/24/06	B	74868	C
						908-NM41200