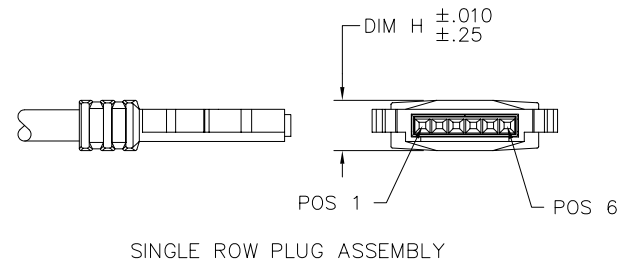
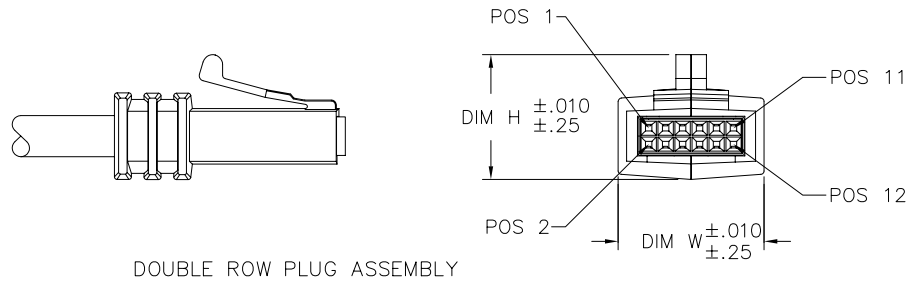
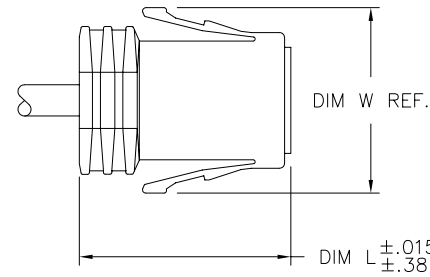
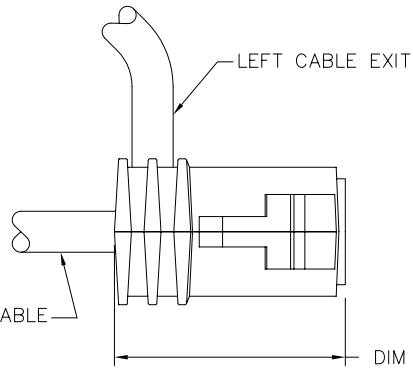


PRODUCT NO.
SEE SHT. 2

SIZE	DIM H	DIM L	DIM W
1 X 4	.300/7.62	1.291/32.79	_____
1 X 6	.300/7.62	1.291/32.79	_____
1 X 8	.300/7.62	1.291/32.79	_____
1 X 10	.300/7.62	1.291/32.79	_____
2 X 3	.705/17.91	1.267/32.18	.560/14.22
2 X 4	.705/17.91	1.267/32.18	.660/16.76
2 X 6	.735/18.67	1.365/34.67	.860/21.84
2 X 8	.735/18.67	1.365/34.67	1.060/26.92
2 X 10	.735/18.67	1.365/34.67	1.260/32.00



DOUBLE ROW PLUG ASSEMBLY

SINGLE ROW PLUG ASSEMBLY



FCIconnect.com

Copyright FCI

mat'l. code		surface ISO 1302 ✓		tolerance ISO 406 ISO 1101		projection INCH/MM		product family LATCH-N-LOK	
ltr	ecn no	dr	date	tolerances unless otherwise specified		INCH/MM		title LATCH-N-LOK CONNECTOR KIT	
J	V90581	CGC	2/25/99	angles	linear	.XX±.01/.3		dwg no	
K	V90628	CGC	3/15/99	0°±2°		.xxx±.005/.13		sheet 1 of 3 size	
L	V01758	TFG	8/23/00			.xxxx±.0020/.051		A3	
M	v03-0798	HTB	7/16/03	dr	D. INGRAM	5/13/96		91481	
N	M05-0062	ERE	4/01/05	engr	M. SMYK	5/13/96		type	
P	M06-0151	MHT	4/10/06	chr	M. SMYK	5/13/96		Product Customer Drawing	
R	M06-0365	AGS	9/21/06	appd	M. SMYK	5/13/96			
sheet	revision	R	R	R					
index	sheet	1	2	3					

form: A3

PRODUCT NUMBER
SEE TABLE

914VW-XYZLF

LEAD FREE OPTION (9) (10)

Y	COLOR PLUG AND CAP
1	LIGHT GRAY - OBSOLETE
2	OFF-WHITE
3	DARK GRAY - OBSOLETE
4	BLACK
5	SLATE GRAY - OBSOLETE
7	SILVER GRAY
8	PEARL WHITE - OBSOLETE
9	PEBBLE GRAY

NOTE 6

Z	CABLE EXIT STYLE
0	NO EXIT
1	REAR EXIT
2	RIGHT EXIT
3	LEFT EXIT

NOTE 5

X	SIZES 2X3 & 2X4 CABLE O.D.	SIZES 2X6, 2X8 & 2X10 CABLE O.D.	SIZES 1X4, 1X6, 1X8 & 1X10 CABLE O.D.
0	.040/1.02 TO .065/1.65	.145/3.86 TO .165/4.19	.045/1.14 TO .075/1.91
1	.070/1.78 TO .095/2.41	.170/4.32 TO .195/4.95	.080/2.03 TO .095/2.41
2	.100/2.54 TO .125/3.18	.200/5.08 TO .225/5.72	.100/2.54 TO .115/2.92
3	.130/3.30 TO .155/3.94	.230/5.84 TO .255/6.48	.120/3.05 TO .135/3.43
4	.160/4.06 TO .185/4.70	.260/6.60 TO .285/7.24	.140/3.56 TO .155/3.94
5	.190/4.83 TO .215/5.46	.290/7.34 TO .315/8.00	.160/4.06 TO .175/4.45
6	.220/5.59 TO .245/6.22	NA	.180/4.57 TO .195/4.95
7	.250/6.35 TO .275/6.99	NA	NA
8	NO EXIT HOLE	NO EXIT HOLE	NO EXIT HOLE

W	SIZE CONFIGURATION
1	1 X 4
2	1 X 6
3	1 X 8
4	1 X 10
5	2 X 3
6	2 X 4
7	2 X 6
8	2 X 8
9	2 X 10

V	WIRE SIZE
6	LATCH GUARD (PV'S NOT INCLUDED)
7	
8	PV'S NOT INCLUDED

NOTE 7

EXAMPLE

91486-541 - IS A 2 X 4 REAR EXIT PLUG IN BLACK WITH A CABLE EXIT HOLE SIZE OF .220/5.59 DIA. (Ø.190/4.83 TO Ø.215/5.46 CABLE RANGE).

mat'l. code		surface ISO 1302 ✓		tolerance ISO 406 ISO 1101		projection ⊕		product family LATCH-N-LOK	
ltr	ecn	no	dr	date		tolerances unless otherwise specified		title	
R						angles	linear	LATCH-N-LOK CONNECTOR KIT	
						0°±2'	.XX±.01/.3 .xxx±.005/.13 .xxxx±.0020/.051	INCH/MM	
								scale 1:1	
				dr	D. INGRAM	5/13/96		dwg no	
				enr	M. SMYK	5/13/96		sheet 2 of 3 size	
				chr	M. SMYK	5/13/96		91481 A3	
				appd	M. SMYK	5/13/96		type Product Customer Drawing	
sheet index	revision sheet								



Copyright FCI