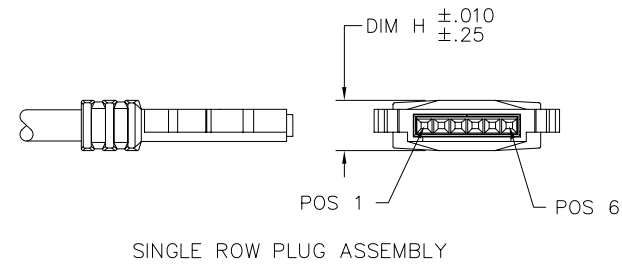
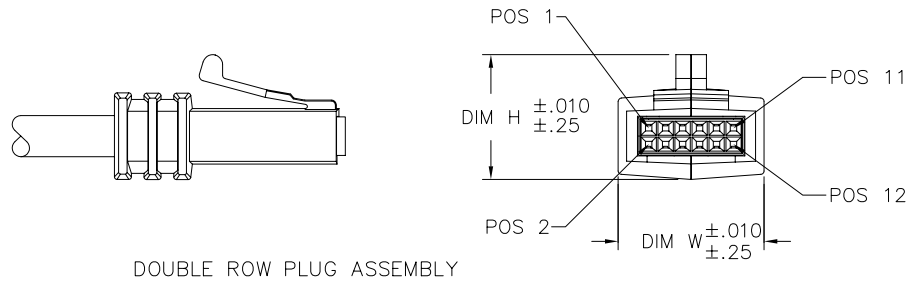
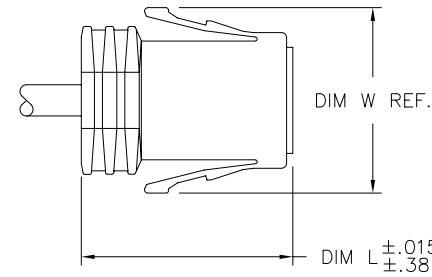
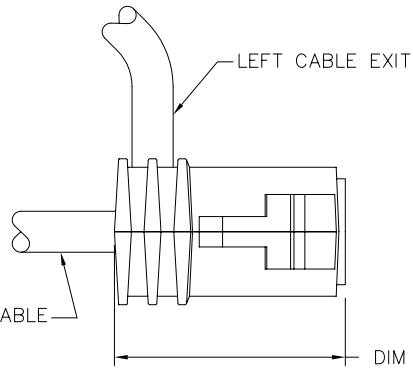


PRODUCT NO.
SEE SHT. 2

| SIZE | DIM H | DIM L | DIM W |
|--------|------------|-------------|-------------|
| 1 X 4 | .300/7.62 | 1.291/32.79 | _____ |
| 1 X 6 | .300/7.62 | 1.291/32.79 | _____ |
| 1 X 8 | .300/7.62 | 1.291/32.79 | _____ |
| 1 X 10 | .300/7.62 | 1.291/32.79 | _____ |
| 2 X 3 | .705/17.91 | 1.267/32.18 | .560/14.22 |
| 2 X 4 | .705/17.91 | 1.267/32.18 | .660/16.76 |
| 2 X 6 | .735/18.67 | 1.365/34.67 | .860/21.84 |
| 2 X 8 | .735/18.67 | 1.365/34.67 | 1.060/26.92 |
| 2 X 10 | .735/18.67 | 1.365/34.67 | 1.260/32.00 |



FCIconnect.com

Copyright FCI

| | | | | | | | | | |
|-------------|----------|-----------------------|---------|---------------------------------------|-----------|---|--|---------------------------------------|--|
| mat'l. code | | surface ISO 1302 ✓ | | tolerance ISO 406 ISO 1101 | | projection INCH/MM | | product family LATCH-N-LOK | |
| ltr | ecn no | dr | date | tolerances unless otherwise specified | | INCH/MM | | title LATCH-N-LOK CONNECTOR KIT | |
| J | V90581 | CGC | 2/25/99 | angles | linear | .XX±.01/.3 .xxx±.005/.13 .xxxx±.0020/.051 | | scale 1:1 | |
| K | V90628 | CGC | 3/15/99 | 0°±2° | | | | dwg no 91481 | |
| L | V01758 | TFG | 8/23/00 | | | | | sheet 1 of 3 size A3 | |
| M | v03-0798 | HTB | 7/16/03 | dr | D. INGRAM | 5/13/96 | | type Product Customer Drawing | |
| N | M05-0062 | ERE | 4/01/05 | engr | M. SMYK | 5/13/96 | | | |
| P | M06-0151 | MHT | 4/10/06 | chr | M. SMYK | 5/13/96 | | | |
| R | M06-0365 | AGS | 9/21/06 | appd | M. SMYK | 5/13/96 | | | |
| sheet | revision | R | R | R | | | | | |
| index | sheet | 1 | 2 | 3 | | | | | |

form: A3

PRODUCT NUMBER
SEE TABLE

914VW-XYZLF

LEAD FREE OPTION (9) (10)

| Y | COLOR PLUG AND CAP |
|---|------------------------|
| 1 | LIGHT GRAY - OBSOLETE |
| 2 | OFF-WHITE |
| 3 | DARK GRAY - OBSOLETE |
| 4 | BLACK |
| 5 | SLATE GRAY - OBSOLETE |
| 7 | SILVER GRAY |
| 8 | PEARL WHITE - OBSOLETE |
| 9 | PEBBLE GRAY |

NOTE 6

| Z | CABLE EXIT STYLE |
|---|------------------|
| 0 | NO EXIT |
| 1 | REAR EXIT |
| 2 | RIGHT EXIT |
| 3 | LEFT EXIT |

NOTE 5

| X | SIZES 2X3 & 2X4 CABLE O.D. | SIZES 2X6, 2X8 & 2X10 CABLE O.D. | SIZES 1X4, 1X6, 1X8 & 1X10 CABLE O.D. |
|---|----------------------------|----------------------------------|---------------------------------------|
| 0 | .040/1.02 TO .065/1.65 | .145/3.86 TO .165/4.19 | .045/1.14 TO .075/1.91 |
| 1 | .070/1.78 TO .095/2.41 | .170/4.32 TO .195/4.95 | .080/2.03 TO .095/2.41 |
| 2 | .100/2.54 TO .125/3.18 | .200/5.08 TO .225/5.72 | .100/2.54 TO .115/2.92 |
| 3 | .130/3.30 TO .155/3.94 | .230/5.84 TO .255/6.48 | .120/3.05 TO .135/3.43 |
| 4 | .160/4.06 TO .185/4.70 | .260/6.60 TO .285/7.24 | .140/3.56 TO .155/3.94 |
| 5 | .190/4.83 TO .215/5.46 | .290/7.34 TO .315/8.00 | .160/4.06 TO .175/4.45 |
| 6 | .220/5.59 TO .245/6.22 | NA | .180/4.57 TO .195/4.95 |
| 7 | .250/6.35 TO .275/6.99 | NA | NA |
| 8 | NO EXIT HOLE | NO EXIT HOLE | NO EXIT HOLE |

| W | SIZE CONFIGURATION |
|---|--------------------|
| 1 | 1 X 4 |
| 2 | 1 X 6 |
| 3 | 1 X 8 |
| 4 | 1 X 10 |
| 5 | 2 X 3 |
| 6 | 2 X 4 |
| 7 | 2 X 6 |
| 8 | 2 X 8 |
| 9 | 2 X 10 |

| V | WIRE SIZE |
|---|---------------------------------|
| 6 | LATCH GUARD (PV'S NOT INCLUDED) |
| 7 | |
| 8 | PV'S NOT INCLUDED |

NOTE 7

EXAMPLE

91486-541 - IS A 2 X 4 REAR EXIT PLUG IN BLACK WITH A CABLE EXIT HOLE SIZE OF .220/5.59 DIA. (Ø.190/4.83 TO Ø.215/5.46 CABLE RANGE).

| | | | | | | | | | |
|-------------|----------------|--------------------|----|----------------------------|---------------------------------------|---|-----------|-----------------------------------|--|
| mat'l. code | | surface ISO 1302 ✓ | | tolerance ISO 406 ISO 1101 | | projection | | product family LATCH-N-LOK | |
| ltr | ecn | no | dr | date | tolerances unless otherwise specified | | INCH/MM | title | |
| R | | | | | angles | linear | | LATCH-N-LOK CONNECTOR KIT | |
| | | | | | 0°±2' | .XX±.01/.3 .xxx±.005/.13 .xxxx±.0020/.051 | scale 1:1 | dwg no 91481 sheet 2 of 3 size A3 | |
| | | | | | dr | D. INGRAM | 5/13/96 | FCJ | |
| | | | | | enr | M. SMYK | 5/13/96 | type Product Customer Drawing | |
| | | | | | chr | M. SMYK | 5/13/96 | | |
| | | | | | appd | M. SMYK | 5/13/96 | | |
| sheet index | revision sheet | | | | | | | | |