

NOTES:

1. MATERIALS AND FINISHES:  
 BODY & CONTACT - BeCu, GOLD PLATING  
 INSULATOR - PTFE, NATURAL

2. ELECTRICAL:  
 A. IMPEDANCE: 50 OHM  
 B. FREQUENCY RANGE: DC - 65 GHz  
 C. VSWR (RETURN LOSS) AT AXIAL FLOAT POSITIONS:  
     DC-18GHz: 1.20(-21dB) +0", TYPICAL  
               1.25(-19dB) +.005"[0.13]  
               1.34(-17dB) +.010"[0.25]  
     18-50GHz: 1.33(-17dB) +0", TYPICAL  
 D. DIELECTRIC WITHSTANDING VOLTAGE: 500 VRMS, MIN.

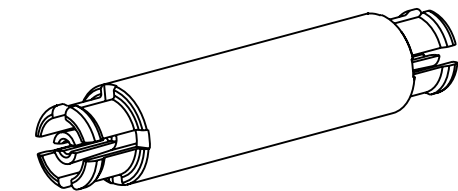
3. MECHANICAL:  
 A. DURABILITY: 100 MATING CYCLES MIN. WHEN MATED WITH FULL DETENT JACK  
               1000 MATING CYCLES MIN. WHEN MATED WITH SMOOTH BORE JACK  
 B. TEMPERATURE RANGE: -65°C TO 165°C

4. PACKAGING:  
 A. QUANTITY: 50 PIECES PER TRAY  
 B. MARKING: BAG TO BE MARKED  
     "AMPHENOL RF, 925-167A-51S, AND DATE CODE"

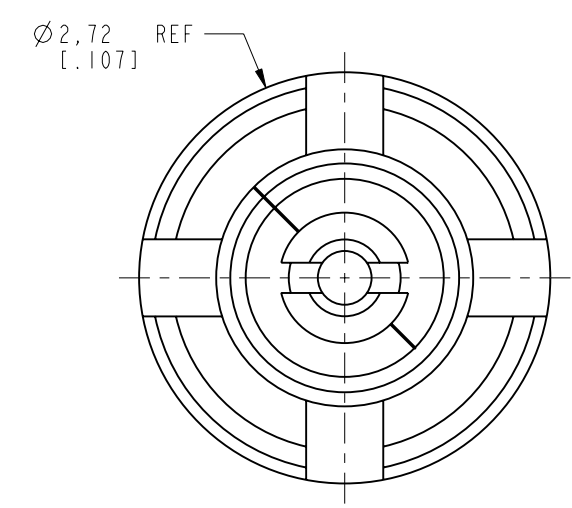
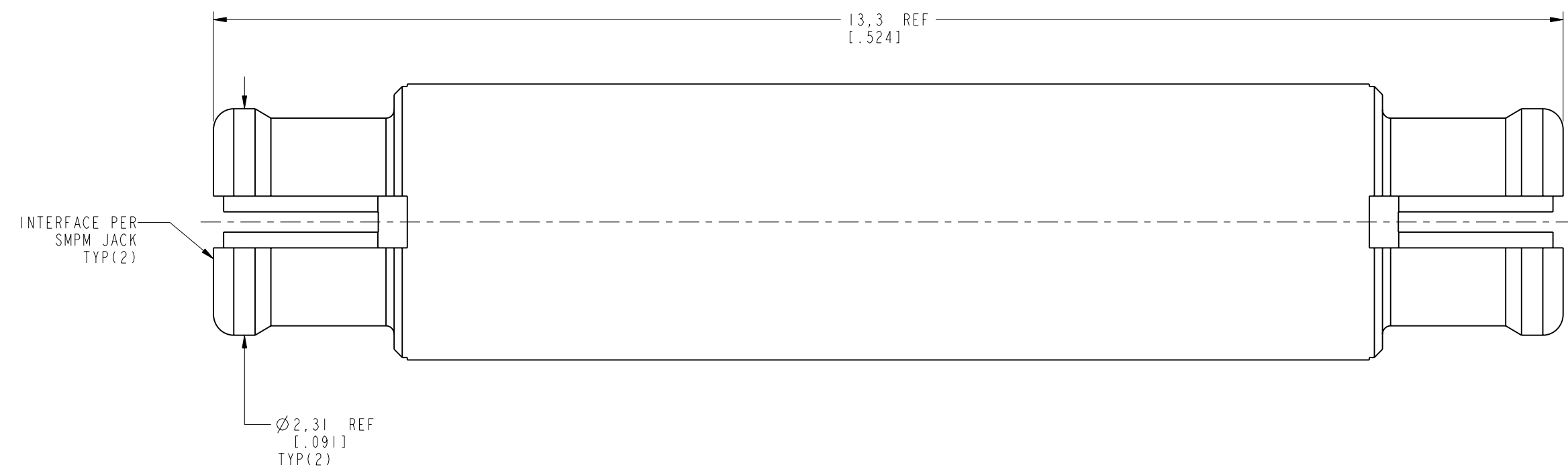
THIRD ANGLE PROJ.

REVISIONS

REV	DESCRIPTION	DATE	ECO	APPR
A	RELEASE TO MFG.	31-May-18	08241	BMG



SCALE 5.000



**CUSTOMER OUTLINE DRAWING**  
 ALL OTHER SHEETS ARE FOR INTERNAL USE ONLY

UNLESS OTHERWISE SPECIFIED, DIMENSIONS ARE IN METRIC AND TOLERANCES ARE:  
 <0.5mm ±0.05mm    0.5 - 6mm ±0.1mm    6 - 30mm ±0.2mm    30 - 120mm ±0.3mm    ANGLES ±1°

NOTICE - These drawings, specifications, or other data (1) are, and remain the property of Amphenol corp. (2) must be returned upon request; and (3) are confidential and not to be disclosed to any person other than those to whom they are given by Amphenol Corp. the furnishing of these drawings, specifications, or other data by Amphenol Corp., or to any other person to anyone for any purpose is not to be regarded by implication or otherwise in any manner licensing, granting rights to permitting such holder or any other person to manufacture, use or sell any product, process or design, patented or otherwise, that may in any way be related to or disclosed by said drawings, specifications, or other data.

MATERIAL	SEE NOTES
REFERENCE	7572 AND
CONFIGURATION LEVEL:	In Work
FINISH	

DRAWN	W. ZENG	DATE	22-Jun-18
ENGINEER	SUNDE	DATE	22-Jun-18
APPROVED	S. HSIEH	DATE	22-Jun-18
CAD FILE			

TITLE	SMPM STR BULLET JACK TO JACK ASSEMBLY 0.524" LONG
SCALE:	20.0:1.0
SHEET	2 OF 2
DWG SIZE	B
REV	A

Amphenol RF	
www.amphenolrf.com	
DRAWING NO.	925-167A-51S
ITEM NO.	925-167A-51S
PART NO.	925-167A-51S