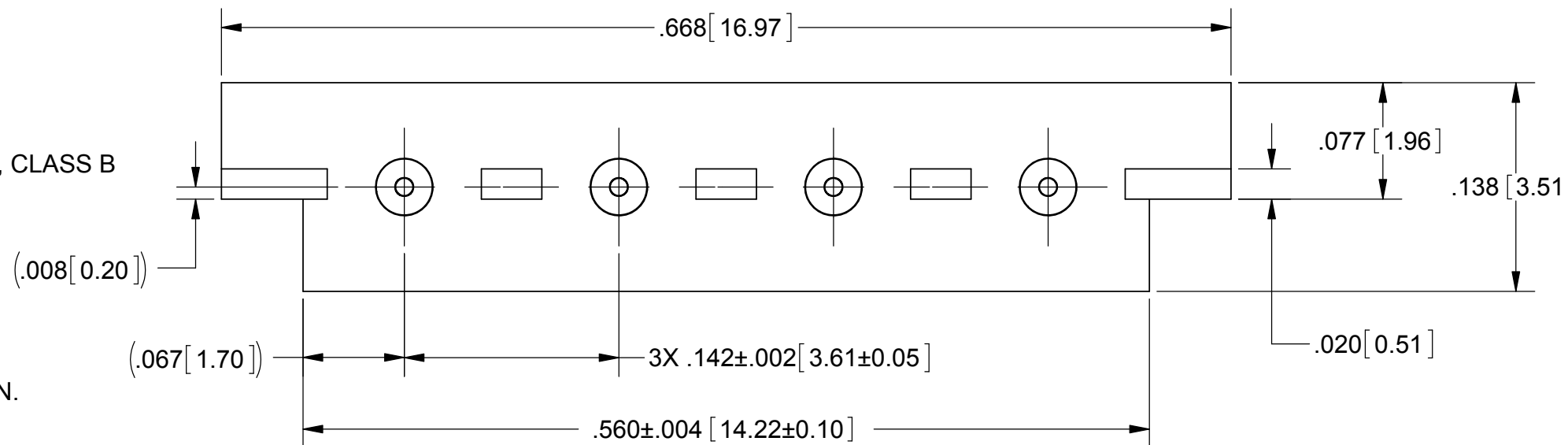
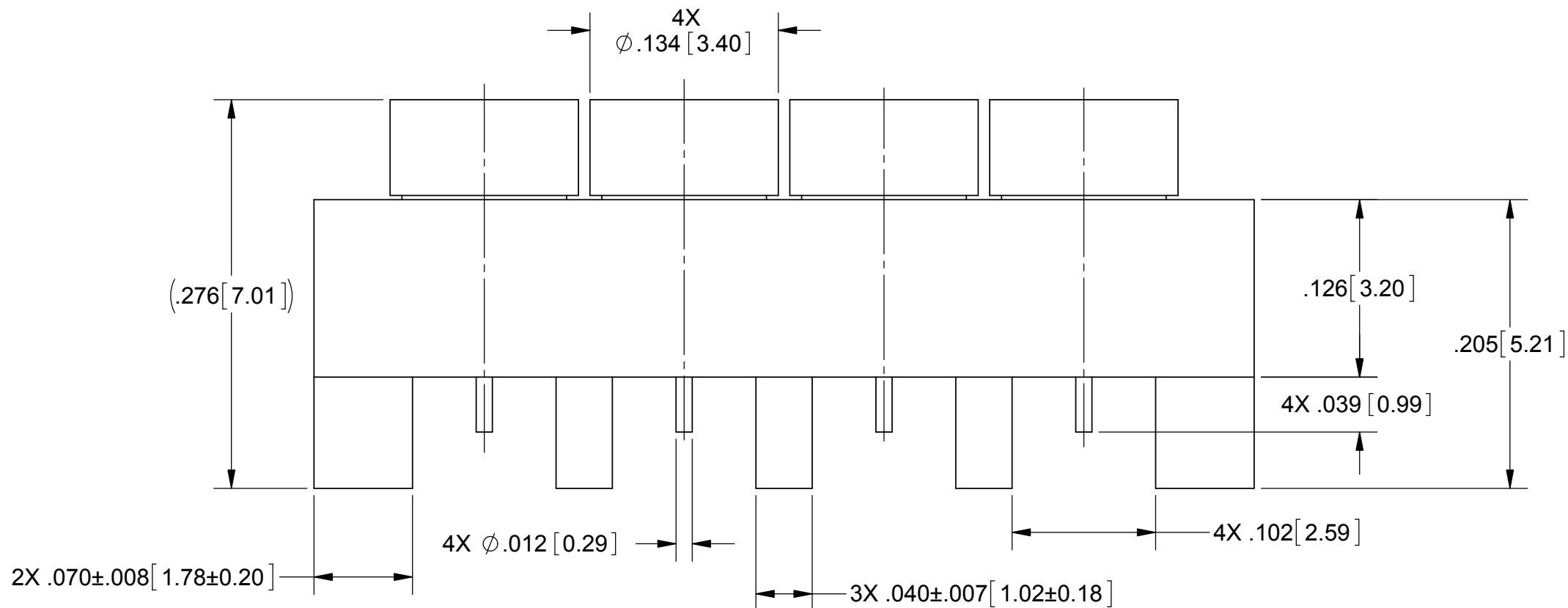
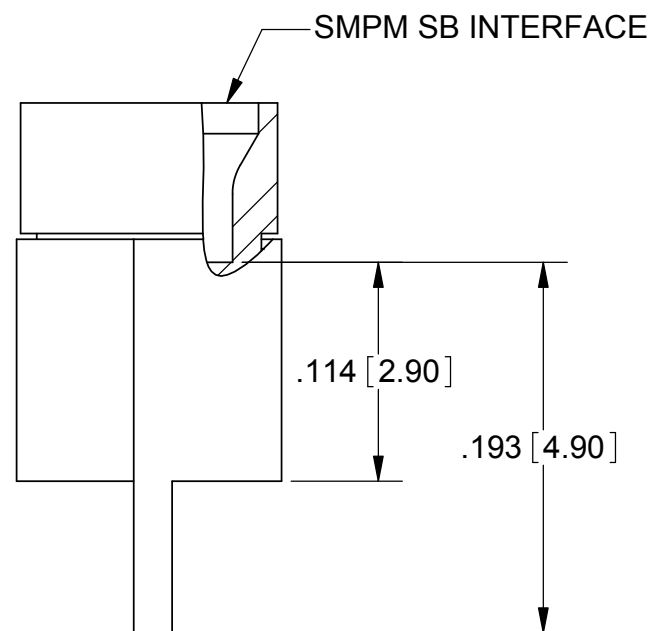


# PRODUCT DATA DRAWING

REVISION HISTORY			
REV	DESCRIPTION	DATE	APPROVED
-	DCN 38343	06/11	FED
A	DCN 38497	08/11	PJS



**MATERIAL:**

**BODY & SHROUDS:** STAINLESS STEEL PER AMS-5640, ALLOY UNS S30300, TYPE 1

**CONTACTS:** BERYLLIUM COPPER PER ASTM B196, ALLOY No. UNS C17300, TD04

**INSULATORS:** PTFE PER ASTM D1710, TYPE I, GRADE 1, CLASS B

**FINISH:**

**BODY, SHROUDS, & CONTACTS:** GOLD PER ASTM B488, TYPE II, CODE C, CLASS 1.27, OVER NICKEL PER AMS-QQ-N-290, CLASS 1, .00005" MIN.

**PERFORMANCE:**

**IMPEDANCE:** 50 OHMS  
**FREQ. RANGE:** DC TO 65 GHz  
**RETURN LOSS:** 35dB DC TO 15.0GHz  
 23dB 15.0 TO 25.0GHz  
 20dB 25.0 TO 40.0GHz

**INSERTION LOSS:** .10 X SQRT(F(F IN GHz))  
**SHROUD TO BODY RETENTION:** 8 LBS MIN (AXIAL)

MATERIAL: SEE NOTES	DIMENSIONS ARE IN INCHES TOLERANCES: FRACTIONAL: ±1/64 ANGULAR: X° ±1'0" X"X' ±15"	UNLESS OTHERWISE SPECIFIED 1) ALL DIMENSIONS ARE IN INCHES (MILLIMETERS) 2) ALL DIMENSIONS ARE AFTER PLATING. 3) BREAK CORNERS & EDGES .005 R. MAX. 4) CHAM. 1ST & LAST THREADS. 5) SURFACE ROUGHNESS 63-MIL-STD-10. 6) DIA.'S ON COMMON CENTERS TO BE CONCENTRIC WITHIN .005 T.I.R. 7) REMOVE ALL BURRS	<b>SV Microwave, Inc.</b> 2400 Centrepark West Drive, Suite 100 West Palm Beach, FL 33409
FINISH: SEE NOTES	DECIMAL: X ±.030 .XX ±.010 .XXX ±.005	INTERPRET DIMENSIONS AND TOLERANCES PER ASME Y14.5M - 1994	TITLE: <b>SMPM SB MALE 4-PORT EDGE LAUNCH</b>
SURFACE AREA: N/A	THIRD ANGLE PROJECTION	DRAWN: FED 06/28/11 CHECKED: STW 06/28/11 APPROVED: STW 06/28/11	SIZE: <b>B</b> CAGE CODE: <b>95077</b> DWG. NO.: <b>9311-60015</b>
<p><b>PROPRIETARY</b></p> <p>THE INFORMATION CONTAINED IN THIS DRAWING IS THE SOLE PROPERTY OF SV MICROWAVE, INC. ANY REPRODUCTION IN PART OR AS A WHOLE WITHOUT THE WRITTEN PERMISSION OF SV MICROWAVE, INC IS PROHIBITED.</p>			SCALE: 10:1 SHEET 1 OF 1