



60×60×25 mm

San Cooler 60 9A type

General Specifications

- Material Frame: Plastic (Flammability: UL 94V-0), Impeller: Plastic (Flammability: UL 94V-0)
- Expected life See the table below. (L10 life: 90% survival rate for continuous operation in free air at 60°C, rated voltage)
- Motor protection function Locked rotor burnout protection, Reverse polarity protection
For details, please refer to p. 547.
- Dielectric strength 50/60 Hz, 500 VAC, for 1 minute (between lead wire conductors and frame)
- Insulation resistance 10 MΩ or more with a 500 VDC megger (between lead wire conductors and frame)
- Sound pressure level (SPL) At 1 m away from the air inlet
- Storage temperature -30 to +70°C (Non-condensing)
- Lead wire ⊕Red ⊖Black or Blue (Sensor) Yellow
- Mass 80 g

Specifications

The models listed below **have ribs and pulse sensors.** For models without ribs, append "1" to the end of model numbers.

Model no.	Rated voltage [V]	Operating voltage range [V]	Rated current [A]	Rated input [W]	Rated speed [min ⁻¹]	Max. airflow [m ³ /min] [CFM]	Max. static pressure [Pa] [inchH ₂ O]	SPL [dB (A)]	Operating temperature [°C]	Expected life [h]		
9A0612G401	12	6 to 13.2	0.24	2.88	5600	0.78 27.6	87.3 0.351	39	-20 to +60	30000/60°C		
9A0612S401			0.17	2.04	4600	0.65 23.0	56.8 0.228	33				
9A0612H401		6 to 13.8	0.11	1.32	3800	0.53 18.7	40.2 0.161	28			-20 to +70	40000/60°C
9A0612F401			0.09	1.08	3200	0.44 15.5	29.4 0.118	24				
9A0612M401			7 to 13.8	0.06	0.72	2600	0.36 12.7	19.6 0.079				
9A0624G401	24	12 to 27.6	0.13	3.12	5600	0.78 27.6	87.3 0.351	39	-20 to +60	30000/60°C		
9A0624S401			0.08	1.92	4600	0.65 23.0	56.8 0.228	33				
9A0624H401		12 to 27.6	0.06	1.44	3800	0.53 18.7	40.2 0.161	28			-20 to +70	40000/60°C
9A0624F401			0.05	1.2	3200	0.44 15.5	29.4 0.118	24				
9A0624M401			14 to 27.6	0.04	0.96	2600	0.36 12.7	19.6 0.079				

The following sensor and control options are available for selection.

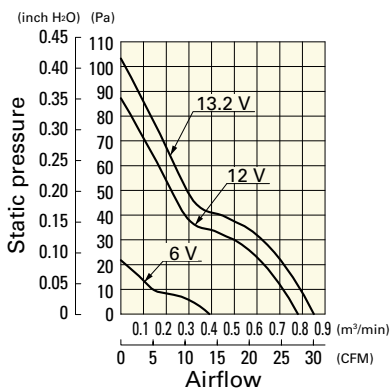
Available for all models. **Without sensor**

Differs according to the model. Refer to the table on p. 565. **Lock sensor** **PWM control**

Airflow - Static Pressure Characteristics

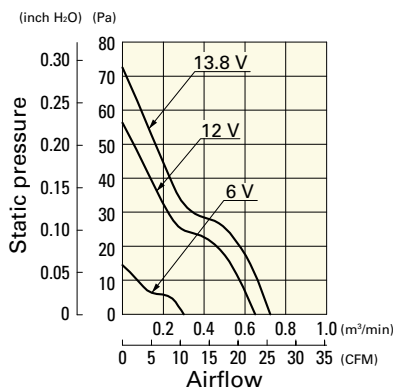
9A0612G401 With pulse sensor

Operating voltage range



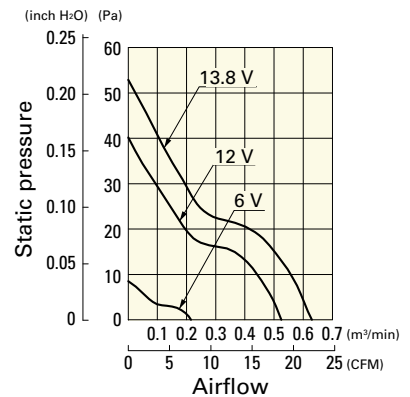
9A0612S401 With pulse sensor

Operating voltage range



9A0612H401 With pulse sensor

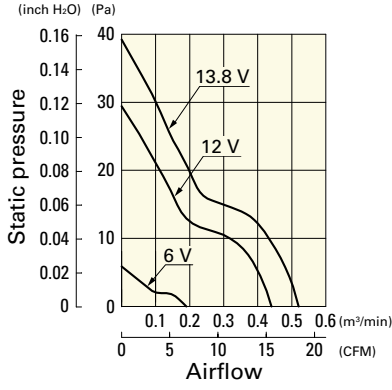
Operating voltage range



Airflow - Static Pressure Characteristics

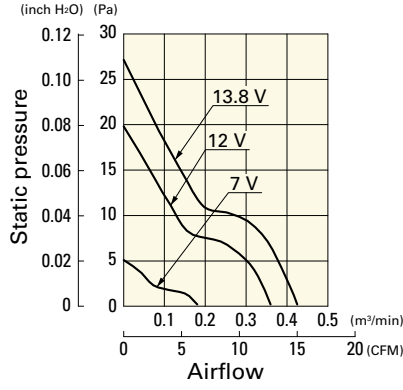
9A0612F401 With pulse sensor

Operating voltage range



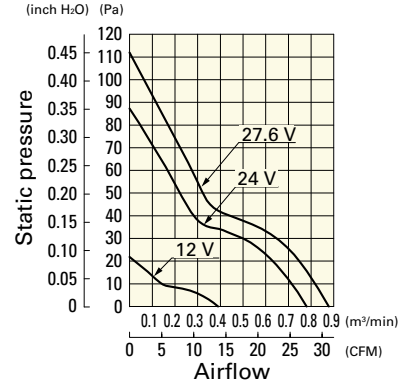
9A0612M401 With pulse sensor

Operating voltage range



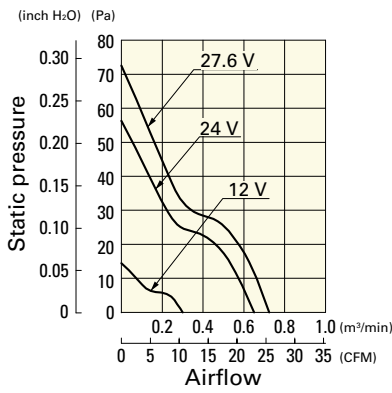
9A0624G401 With pulse sensor

Operating voltage range



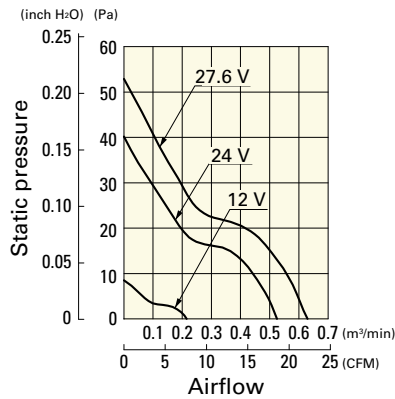
9A0624S401 With pulse sensor

Operating voltage range



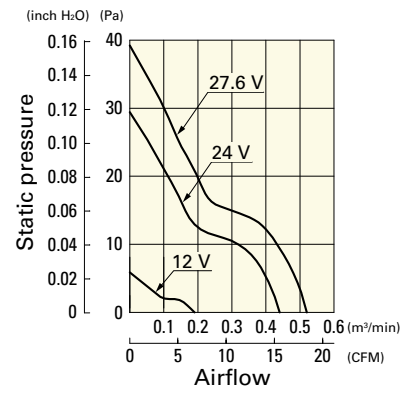
9A0624H401 With pulse sensor

Operating voltage range



9A0624F401 With pulse sensor

Operating voltage range



9A0624M401 With pulse sensor

Operating voltage range

