

38x38x48 mm

San Ace 38 9CRA type   



General Specifications

- Material Frame: Plastic (Flammability: UL 94V-0), Impeller: Plastic (Flammability: UL 94V-1)
- Expected life See the table below. (L10 life: 90% survival rate for continuous operation in free air at 60°C, rated voltage)
- Motor protection function Locked rotor burnout protection, Reverse polarity protection
For details, please refer to p. 547.
- Dielectric strength 50/60 Hz, 500 VAC, for 1 minute (between lead wire conductors and frame)
- Insulation resistance 10 MΩ or more with a 500 VDC megger (between lead wire conductors and frame)
- Sound pressure level (SPL) At 1 m away from the air inlet
- Storage temperature -30 to +70°C (Non-condensing)
- Lead wire Inlet ⊕Red ⊖Black (Sensor) Yellow (Control) Brown
Outlet ⊕Orange ⊖Gray (Sensor) Purple (Control) White
- Mass 80 g

Specifications

The models listed below **have pulse sensors with PWM control function.**

Model no.	Rated voltage [V]	Operating voltage range [V]	PWM duty cycle* [%]	Rated current [A]		Rated input [W]		Rated speed [min ⁻¹]		Max. airflow [m ³ /min] [CFM]		Max. static pressure [Pa] [inchH ₂ O]		SPL [dB (A)]	Operating temperature [°C]	Expected life [h]
								Inlet	Outlet							
9CRA0312P4K03	12	10.8 to 13.2	100	1.5	18.0	17600	14520	0.77	27.2	700.0	2.81	64	-20 to +70	40000/60°C		
			0	0.2	2.4	5280	4200	0.22	7.8	54.9	0.22	33				
9CRA0312P4J03	12	10.8 to 13.2	100	1.1	13.2	16000	13200	0.7	24.7	560.0	2.25	62				
			0	0.18	2.2	4800	3960	0.21	7.4	50.4	0.2	31				

* PWM frequency: 25 kHz

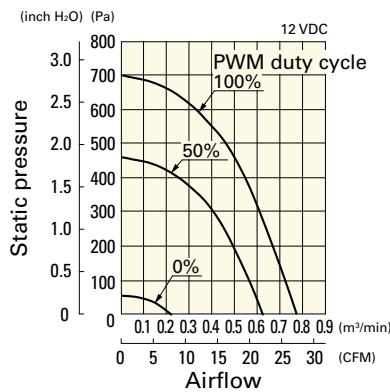
The following sensor and control options are available for selection.

Differs according to the model. Refer to the table on p. 567. Without sensor Pulse sensor

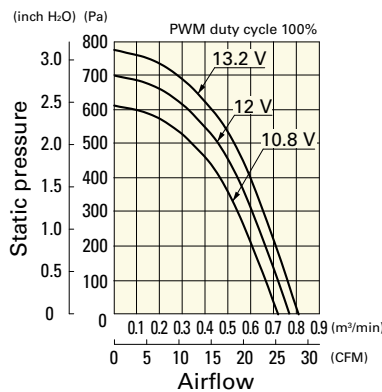
Airflow - Static Pressure Characteristics / PWM Duty - Speed Characteristics Example

9CRA0312P4K03 With pulse sensor with PWM control function

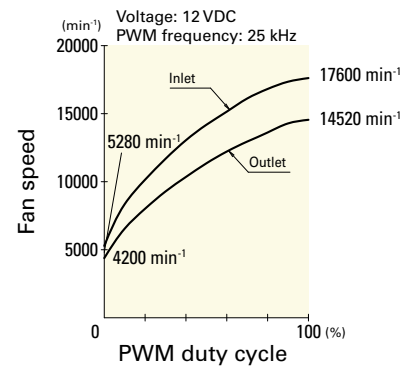
PWM duty cycle



Operating voltage range



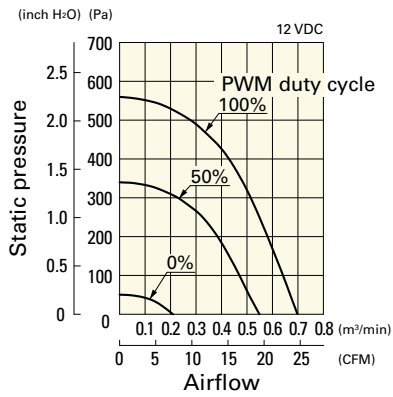
PWM duty - Speed characteristics example



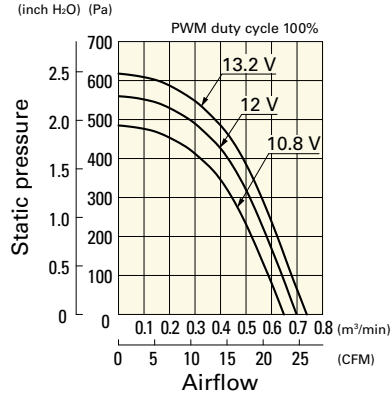
Airflow - Static Pressure Characteristics / PWM Duty - Speed Characteristics Example

9CRA0312P4J03 With pulse sensor with PWM control function

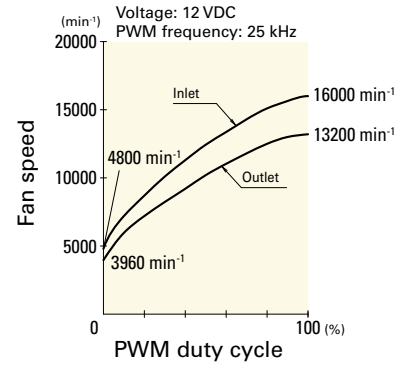
PWM duty cycle



Operating voltage range

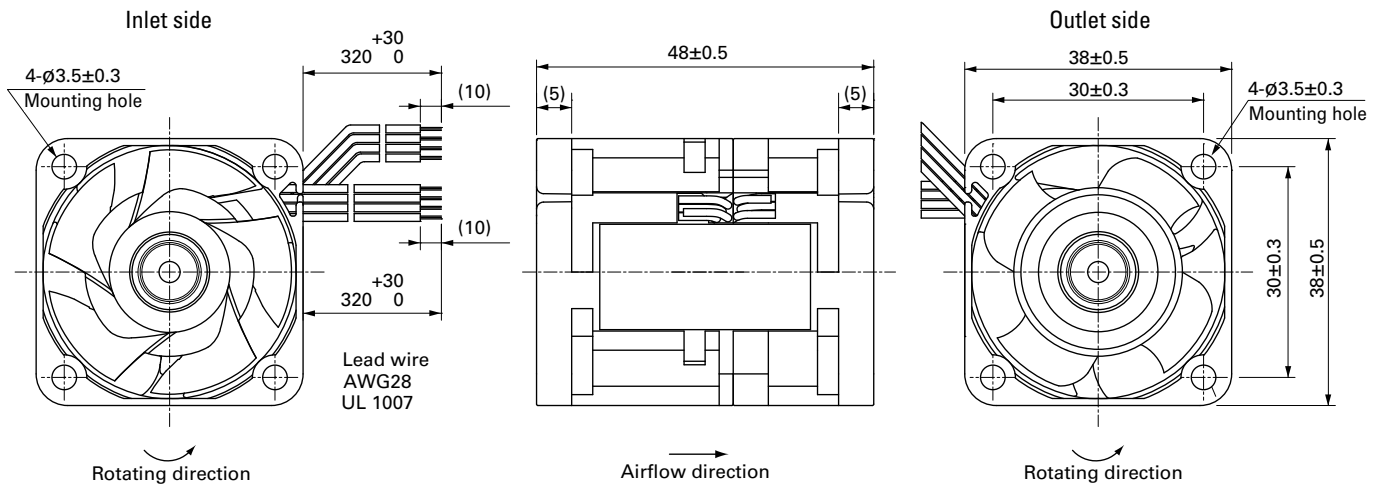


PWM duty - Speed characteristics example

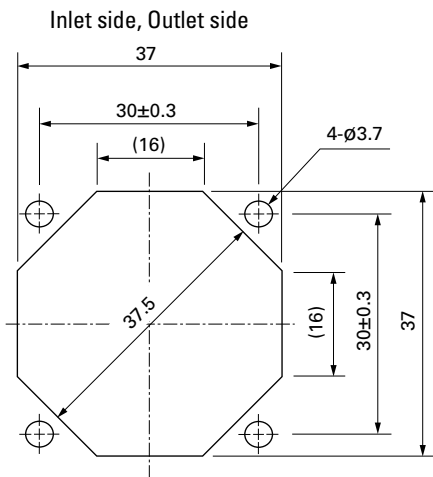


DC
Counter Rotating Fan 38 mm sq.

Dimensions (unit: mm)



Reference Dimensions of Mounting Holes and Vent Opening (unit: mm)



Options

Finger guards

page: p. 532

Model no.: 109-1065