



92x92x38 mm

San Ace 92 9G type

General Specifications

- Material Frame: Plastic (Flammability: UL 94V-0), Impeller: Plastic (Flammability: UL 94V-0)
- Expected life See the table below. (L10 life: 90% survival rate for continuous operation in free air at 60°C, rated voltage)
- Motor protection function Locked rotor burnout protection, Reverse polarity protection
For details, please refer to p. 547.
- Dielectric strength 50/60 Hz, 500 VAC, for 1 minute (between lead wire conductors and frame)
- Insulation resistance 10 MΩ or more with a 500 VDC megger (between lead wire conductors and frame)
- Sound pressure level (SPL) At 1 m away from the air inlet
- Storage temperature -30 to +70°C (Non-condensing)
- Lead wire ⊕Red ⊖Black (Sensor) Yellow
- Mass 180 g

Specifications

The models listed below **have ribs and pulse sensors.** For models without ribs, append "1" to the end of model numbers.

| Model no. | Rated voltage [V] | Operating voltage range [V] | Rated current [A] | Rated input [W] | Rated speed [min ⁻¹] | Max. airflow [m ³ /min] [CFM] | Max. static pressure [Pa] [inchH ₂ O] | SPL [dB (A)] | Operating temperature [°C] | Expected life [h] |
|------------|-------------------|-----------------------------|-------------------|-----------------|----------------------------------|------------------------------------------|--------------------------------------------------|--------------|----------------------------|-------------------|
| 9G0912G101 | 12 | 7.0 to 13.8 | 1.1 | 13.2 | 5000 | 3.1 110 | 150 0.602 | 50 | -20 to +60 | 40000/60°C |
| 9G0912H101 | | | 0.58 | 6.96 | 4000 | 2.54 90 | 100 0.402 | 43 | | |
| 9G0924G101 | 24 | 20.4 to 27.6 | 0.55 | 13.2 | 5000 | 3.1 110 | 150 0.602 | 50 | | |
| 9G0924H101 | | | 0.3 | 7.2 | 4000 | 2.54 90 | 100 0.402 | 43 | | |
| 9G0948J101 | 48 | 40.8 to 55.2 | 0.32 | 15.36 | 5500 | 3.41 120.49 | 178 0.715 | 55 | -20 to +70 | |
| 9G0948G101 | | | 0.27 | 12.96 | 5000 | 3.1 110 | 150 0.602 | 50 | -20 to +60 | |
| 9G0948H101 | | | 0.16 | 7.68 | 4000 | 2.54 90 | 100 0.402 | 43 | | |

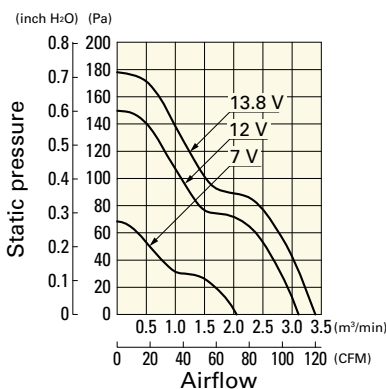
The following sensor and control options are available for selection.

Differs according to the model. Refer to the table on p. 568. Without sensor Lock sensor PWM control

Airflow - Static Pressure Characteristics

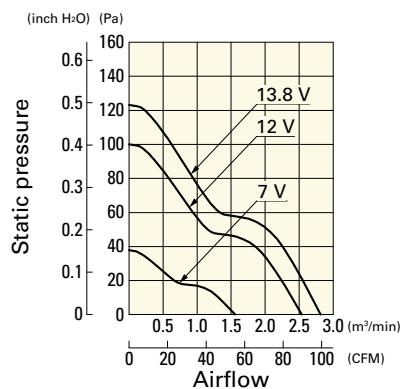
9G0912G101 With pulse sensor

Operating voltage range



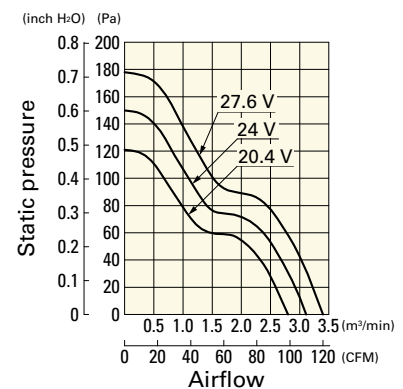
9G0912H101 With pulse sensor

Operating voltage range



9G0924G101 With pulse sensor

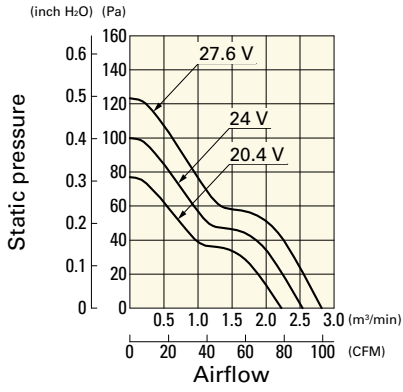
Operating voltage range



Airflow - Static Pressure Characteristics

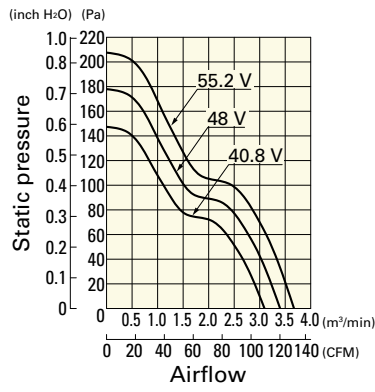
9G0924H101 With pulse sensor

Operating voltage range



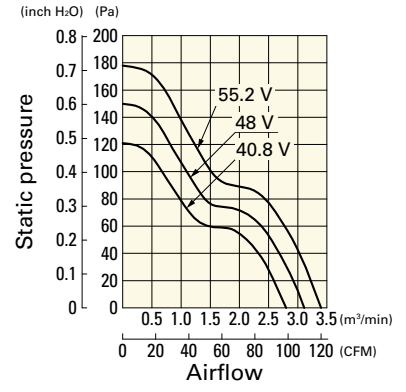
9G0948J101 With pulse sensor

Operating voltage range



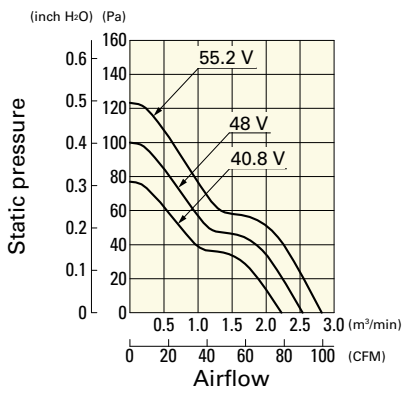
9G0948G101 With pulse sensor

Operating voltage range



9G0948H101 With pulse sensor

Operating voltage range



Dimensions (unit: mm) (With ribs)

